BACKPACK 1

Second Edition

irlanguage



PEARSON Longman

مرجع زبان ایرانیان

Mario Herrera • Diane Pinkley

CD-ROM Included

BACKPACK 1

irlanguage

مرجع زبان ایرانیان

Second Edition

این مجموعه با لوگوی مرجع زبان ایرانیان
به صورت نشر بر خط و حامل به ثبت رسیده است.
کپی برداری از آن خلاف شرع، قانون و اخلاق است و شامل پیگرد خواهد شد.

PEARSON
Longman

Contents

1 Ready for School 2

2 People We Love 14

3 Head to Toes 26

4 Things I Wear 38

5 At Home 50

6 On the Farm 62

7 Celebrations 74

8 Play Time 86

9 At the Playground 98

Sound and Spelling Handbook 110

ABC Cards 119

Grammar and Writing 125

Cutouts 127

Stickers

Completion Certificate

Backpack Song

It's time to open **Backpack**
and see what we can see.
We'll have lots of adventures.
Explore **Backpack** with me!

Backpack is full of fun things
we use each day in school.
Stories, puzzles, songs, and games—
Backpack is really cool!

It's time to open **Backpack**
and see what we can see.
We'll have lots of adventures.
Explore **Backpack** with me!

Backpack is full of fun and facts,
projects and pictures, too.
We're learning English, we're never bored.
There are great new things to do!

It's time to open **Backpack**
and see what we can see.
We'll have lots of adventures.
Explore **Backpack** with me!

1 Ready for School

TRACK A3 1 **Listen and sing.**

Hello!

Hello. I'm Ricky Red.
Look! I have one pen and
I'm ready for school.

Hello. I'm Gracie Green.
Look! I have two books and
I'm ready for school.

Hello. I'm Bobby Blue.
Look! I have three erasers and
I'm ready for school.

Hello! Do you hear the bell ring?
It's time for school and
we're ready to go!

School supplies; colors

TRACK A4

2 Look. Listen and say. Write.



What's your name?

irlanguage

My name is _____.

3 Count and say. Stick.

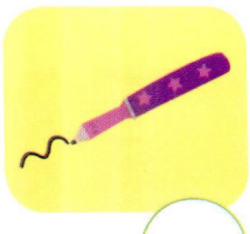
one

two

three

four

five

six

seven


eight


nine


ten

مرجع زبان ایرانیان

TRACK A6

4 Listen and point. Listen and say.

1. backpack



2. book



3. chair



4. crayon

5. desk

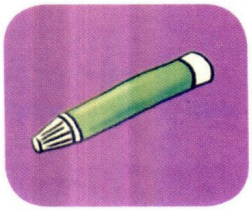

6. marker



7. paper



8. pen



9. pencil



10. table



TRACK A7

5 Look at the picture.



Grammar

What's this? It's a chair.

TRACK A9

6 Listen and circle.

1. 

(pencil) eraser

2.

pen marker

3.

chair table

4. 

backpack book

5.

backpack desk

6.  

paper crayon

TRACK A10

7 Look and listen. Say.

irlanguage

TRACK A11

8 Listen. Draw and color.

It's a book.
It's red.

It's a crayon.
It's green.

مرجع زبان ایرانیان

TRACK A12

9 Listen. Draw lines.

1.

2. 

3. 

4. 

book

chair

eraser

pencil









TRACK A13

10 Listen and chant.

Hey, Jill!

Hey, Jill!
What's this?
It's a pen, Bill.

Hey, Ken!
What's this?
It's a chair, Jen.

Hey, Matt!
What's this?
It's a table, Pat.

See Sound and Spelling Handbook p. 110



مرجع زبان ایرانیان

Copyright © by Pearson Education, Inc. All rights reserved.

Guess Again

by Diane Pinkley



SCHOOL FUN
No.
Guess again.
Is it a pencil case?
GUESS AND WIN A BALLOON!



مرجع زبان ایرانیان

Make Color Groups

Art Project

Draw and color. Use red, green, or blue. Sort.





Content connection: art; math

Values

Work Hard

Color.



Copy: I work hard in school.

Know It? Show It!

Review

Touch and guess.

Unit 1

I can do it!



Make a number line. Use the cutouts on page 127.

irlanguage

Performance assessment
See Assessment Package pp. 23–25, 28, 37, 46–47.

2 People We Love

TRACK A15 1 **Listen and sing.**



My Family Song

F is for Fred. He is my father.
A is for Ann. She is my mother.
M is for me. I'm in the middle.
I is for Isaac. He is my brother.
L is for Lucy. She is my sister.
Y is for Yoli. She is the baby.

F-A-M-I-L-Y. Put them all together.
They spell family.

F-A-M-I-L-Y. Put us all together.
This is my family!

Family members; alphabet

مرجع زبان ایرانیان

TRACK A16

2 Look and listen. Point and say.



3 Stick and say.

Language in the Real World



TRACK A18

4 Listen and point. Listen and say.

1. father

2. mother

3. brother

4. sister

5. baby

6. grandfather

7. grandmother

8. parents

9. family

TRACK A19

5 Look at the picture. Ask and answer. Pretend.

I have two sisters. Who am I?

You're Pam!



TRACK A20

6 Ask and answer about you.

How many sisters do you have?

I have one sister.

Grammar

How many brothers do you have?
I have **two** brothers.

TRACK A22

7 Listen and color.

1.



2.

3.

TRACK A23

8 Listen and circle. Say.





TRACK A24

9 Look and listen. Say.

TRACK A25

10 Listen and draw.

This is my family. Here's my mother and father. I have two sisters and one brother.

TRACK A26

11 Listen. Draw a line. Say the letters.

1. two brothers

2. one sister



3. three sisters

TRACK A27

12 Listen and chant.

Clap for Your Family

Sisters, sisters!
How many sisters do you have?
1, 2, 3
3 sisters. I have 3 sisters.
Clap for your sisters. 1, 2, 3

Brothers, brothers!
How many brothers do you have?
1, 2
2 brothers. I have 2 brothers.
Clap for your brothers. 1, 2

Family, family!
This is your family.
Clap for your family.
Clap for them all!

See Sound and Spelling Handbook p. 111

Family members; rhythm and intonation



Copyright © by Pearson Education, Inc. All rights reserved.

Let's Play

by Yoko Mia Hirano

مرجع زبان ایرانیان



TRACK A28 1


Let's play soccer!
OK, but we need teams.


How many brothers do you have?
I have two brothers. Here they come!

Make an ABC Book

Art Project

Draw and color.



Content connection: art; language arts

Values

Love Your Family

Look and read. Act it out.



Copy: I love my family.

Know It? Show It!

Review

Spin and say.

Make a family picture. Use the cutout on page 129.

Unit 2

I can do it!

Performance assessment
See Assessment Package pp. 23–25, 29, 38, 46–47.

3 Head to Toes

TRACK A29

1 **Listen and sing.**

Look at Me!

Look at me! I'm in the ocean!
What do you see?
Two arms in the shape of a *V*.
Two arms in the shape of a *V*.

Look at me! I'm in the chair!
What do you see?
A big blue towel and long brown hair.
A big blue towel and long brown hair.

Look at me! I'm in the sand!
What do you see?
A white hat and just one hand.
A white hat and just one hand.

Look at me!

TRACK A30

2 Look and listen. Say.

he	it	she	big	little	long	short

1. She is little.

2. She is big.

3. He is little.

4. He is big.

5. It is short.

6. It is long.

TRACK A31

3 Listen and stick.



It is big and brown.
It is long and orange.

It is little and yellow.
It is short and purple.

TRACK A33

4 Listen and point. Listen and say.

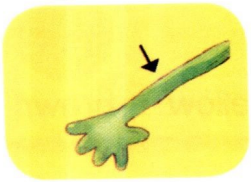

1. arm

2. ear



3. eye

4. hand



5. fingers



6. leg



7. mouth

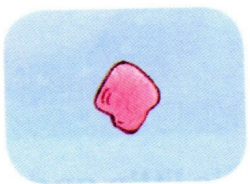

8. nose



9. foot

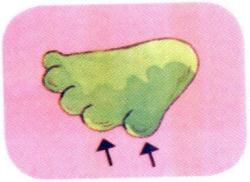

10. toes

TRACK A34

5 Look at the picture. Point. Ask and answer.



Grammar

Does she **have** a little mouth? Yes, she **does**.

TRACK A36

6 Look and listen. Check and say.



1	2	3	4
☐ yes	☐ yes	☐ yes	☐ yes
☐ no	☐ no	☐ no	☐ no

TRACK A37

7 Look and listen. Point and count.

Questions with third person singular; verb *have*

TRACK A38

8 Look and listen. Say.



TRACK A39

9 Listen and draw.

1



2

TRACK A40

10 Listen and check.

1. ☐ ☐

2. ☐ ☐

3. ☐ ☐

4. ☐ ☐

TRACK A41

11 Listen and chant.



The Spider

How many eyes do you have?
I have eight—it's true! Do you?

How many legs do you have?
I have eight—it's true! Do you?

How many heads do you have?
I have one—it's true! Do you?

See Sound and Spelling Handbook p. 112

Copyright © by Pearson Education, Inc. All rights reserved.

What Is It?

by Mario Herrera

Tiger? What is it?
What do you see?

TRACK A42

Are you scared, Tiger?
Let's look.

Mom! Dad! Help!
There's a monster in the hall!
It has a big head and seven arms!

Are you scared, Tiger?
Let's look.

Mom! Dad! Help!
There's a monster in the hall!
It has a big head and seven arms!

Make a Surprise Drawing

Art Project

Draw and fold. Take turns. Count.



Content connection: art; math

Values

Be Clean

Look and read. Circle.





Copy: I keep clean.

Know It? Show It!

Review

Use the cutouts on page 131. Match the creature cards.



Unit 3

I can do it!

Catch the ball. Talk about the creature poster.

Performance assessment
See Assessment Package pp. 23–25, 38, 39, 46–49.

4 Things I Wear

TRACK A43 1 **Listen and sing.**

I Want Shoes

I'm wearing a jacket, a shirt, and pants,
a shirt and pants.
I need one thing so I can jump.
So I can jump.

My jacket is blue, and my shirt is new.
My shirt is new.
My clothes are blue.
Now I want some shoes.

I'm wearing a jacket, a shirt, and pants.
I want some shoes so I can jump,
so I can jump,
so I can jump.

TRACK A44

2 Look and listen. Say.

pink white black



3 Stick and say.



TRACK A46

4 Listen and point. Listen and say.

1. dress

2. gloves



3. hat

4. jacket



5. pants

6. shirt



7. shoes

8. skirt

9. sneakers

10. socks

Clothing; singular/plural

TRACK A47

5 Look at the picture. Point. Ask and answer.

TRACK A48

6 Ask and answer about you.

What is he wearing?

He's wearing green pants.

What are your favorite clothes?

I like shirts and pants.





Grammar

What **is** she **wearing**? She**'s wearing** a white shirt.

TRACK A50

7 Listen. Draw a line. Color and say.

1. She's wearing a green skirt.

2. He's wearing blue pants.

3. She's wearing a purple dress.

4. He's wearing a yellow jacket.





TRACK A51

8 Look and listen. Say.

Questions with third, second person singular

TRACK A52

9

1. 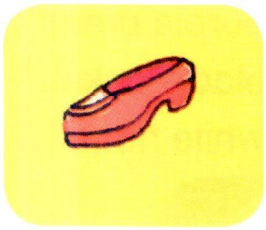

shoe



shoes

2. 

hat



hats

3.

shirt

shirts

4.

sock

socks

10 Draw yourself. What are you wearing? Say.

TRACK A53

11 Listen. Draw a line.

He's wearing blue pants.
He's wearing white shoes.
He's wearing a red T-shirt.

She's wearing a purple dress.
She's wearing a black jacket.
She's wearing a white hat.



TRACK A54

12 Listen and chant.

What's This?

What's this?
That's my new jacket.
I'm going to pack it.

What's this?
That's my blue sweater.
It's for cold weather.

What's this?
It's a pair of socks.
Now throw away the box!

See Sound and Spelling Handbook p. 113

Clothing; rhythm and intonation



In the mirror, a boy
is laughing at me.

Look at him.
Who is he?

Copyright © by Pearson Education, Inc. All rights reserved.

The Fun House

by Mairead Stack



I'm going to
the summer fair.

I like to see what
people wear.

TRACK A55

I'm walking in the big Fun House.

I see a girl in a funny yellow blouse.



I see a shirt. It's big. I see shoes. They're small.

In the mirror, the boy looks tall!

Make a Mobile

Art Project

Use the cutouts on page 133.
Talk about the clothes.

مرجع زبان ایرانیان





Content connection: art

Values

Be Neat

Color.

Put away your clothes.

Copy: I am neat.

Know It? Show It!

Review

TRACK A56

Listen and color. Find three blue things in a row.

Make a collage of your favorite clothes.

Unit 4

I can do it!

5 At Home

TRACK A57

1 Listen and sing.

Let's Make a House!

Let's make a house
with paper and glue.
There's a project
we can do.
Here are scissors.
Here's a pen.
Let's cut out shapes
one to ten.

Circles and squares
all around.
Rectangles fall
on the ground.

What's the shape
that's left out?
"The triangle!"
we both shout.

(Chorus)



circle square triangle rectangle

Geometric shapes; arts and crafts

TRACK A58

2 Listen. Look and count. Say.



3 Make a house. Stick. Show and say.



Questions with *how many*; shapes; *there is/there are*

TRACK A60

4 Listen and point. Listen and say.

1. bathroom



2. bedroom



3. dining room

4. kitchen



5. living room

6. cooking

7. eating

8. reading

9. sleeping



10. watching TV

Rooms in a house; daily actions

TRACK A61

5 Look at the picture. Point. Ask and answer.



Grammar

Where's your sister? She**'s** in the living room.

TRACK A63

6 Look and listen. Write the number.



7 Circle the action that is different. Write it and say.

cooking **eating** **reading** **sleeping** **watching TV**

1. She's _____. She's _____. He's eating.

2. She's _____. He's _____. He's _____.

3. She's _____. He's _____. She's _____.

Questions with *where*; contractions; simple present; present progressive

TRACK A64

8 Look and listen. Say.

9 Color. Write and say.

_____ _____

TRACK A65

10 Listen. Draw lines.

1.
2.
3.
4.

sleeping

reading

cooking

watching TV

TRACK A66

11 Listen and chant.

We Are Busy

She is sleeping.
She is sleeping.
Please don't shout.
Shh! Shh! Shh!

He is eating.
He is eating.
I'd like some.
Yum. Yum. Yum.

We are playing.
We are playing.
Let's have fun!
Fun! Fun! Fun!

See Sound and Spelling Handbook p. 114

Actions; present progressive; rhythm and intonation

Copyright © by Pearson Education, Inc. All rights reserved.

Home with Mom

by Philip Thomas



TRACK A67

What are you doing?
I'm drawing and coloring.

What are you drawing?
I'm drawing a house. There are three bedrooms.

Make a Fun Wheel

Draw and cut. Spin and say.

Art Project



Content connection: art

Values

Help at Home

Color.

Copy: I help at home.

Know It? Show It!

Review

Cut out the house on page 135. Listen and draw.



Unit 5

I can do it!

Make a room.

Performance assessment
See Assessment Package pp. 23–25, 32, 41, 46–47.

6 On the Farm

TRACK A68 1 **Listen and sing.**

All Around the Farm

A cow, a duck,
a great big truck!
A goat, a cat,
oh, look at that!

A horse, a hen,
chicks in a pen,
A dog, a rake,
an egg, a snake!

All around the farm,
what else can we see?
All around the farm,
take a look with me!

Ducks are swimming.
Sheep are eating.
Birds are flying.
Frogs are jumping.

(Chorus)

Farm animals

TRACK A69

2 Look and listen. Say.

TRACK A70

3 Listen and stick. Say.





TRACK A22

4 Look and point. Listen and say.

1. bird flying

2. cat climbing

3. cow eating

4. dog sleeping

5. duck swimming

6. farmer talking

7. frog jumping

8. horse running

9. sheep walking

10. worm crawling

Farm animals; action verbs

TRACK A73

5 Look at the picture. Point. Ask and answer.



Grammar

What **is** the fish doing? **It's** swimming.
What **are** the cows doing? **They're** eating.

TRACK A75

6 Look and listen. Draw a line.

1. 

2. 

3.

4. 

5.

It's eating.

They're walking.

It's jumping.

It's flying.

They're sleeping.

Present progressive; verb *do*; singular/plural

TRACK A76

7 Look and listen. Say.

TRACK A77

8 Listen and draw.



9 Look and write. Say.

1. They're _____.

2. It's _____.

3. They're _____.

4. It's _____.

5. They're _____.

eating
flying
running
swimming
walking

TRACK A78 10 Listen and chant.

Look and See!

This is fun.
Look and see!
The birds are dancing.
They're dancing with me.

This is fun.
Look and see!
The birds are flying.
They're flying with me!

See Sound and Spelling Handbook p. 115

Present progressive; singular/plural; rhythm and intonation

Copyright © by Pearson Education, Inc. All rights reserved.

Out of My House!

by Yoko Mia Hirano

TRACK A79

What are those cats doing?
They're running. They're running after the ants.

What is that bird doing?
It's flying. It's flying all over the room.
WELCOME

Make Animal Puppets

Science Project

Color and cut out the animals on page 137.

Here's a little turtle and a big horse.

The turtle is my pet. The horse is on a farm.

Content connection: science; art

Values

Take Care of Your Pet

Draw a line from the word to the pet.

Play with your pet.



Brush your pet.

cat

dog

fish

hamster

Feed your pet.



Clean up after your pet.

Copy: I take care of my pet.

Know It? Show It!

Review

Look and say.

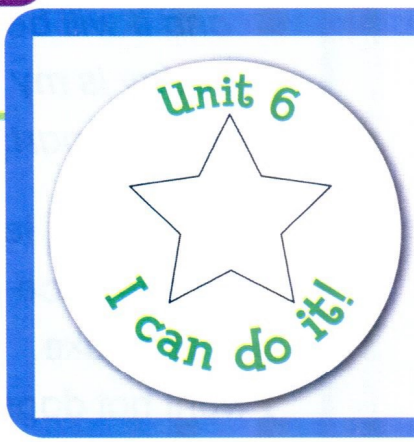

Play charades.

Performance assessment
See Assessment Package pp. 23–25, 33, 42, 46–47, 50–51.

7 Celebrations

TRACK 81

1 **Listen and sing.**

A Happy Day

Tuesday is my birthday
and it will be a happy day.
Tuesday is my birthday.
I'll have a party to celebrate.

I want pizza, lemonade, and cake,
or some ice cream and a nice
milk shake.
I want hot dogs and an apple pie,
and lots of birthday gifts
piled high.

(Chorus)

Party food

TRACK B2

2 Look and listen. Say.



TRACK B3

3 Listen and say. Listen and stick.

Sunday

Monday

Tuesday

Wednesday

Thursday

Friday

Saturday

TRACK B5

4 Listen and point. Listen and say.

1.
cake

2.
fish

3. 
hamburgers

4.
ice cream

5.
lemonade

6. 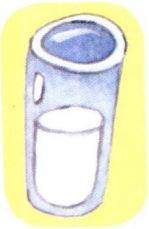
milk

7.
juice

8.
pizza

9.
rice

10.
salad

11. 
sandwiches

TRACK B6

5 Look at the picture. Point. Ask and answer.

TRACK B7

6 Ask and answer about you.

Grammar

What **does she have?** **She has** cake.
What **do you have?** **I have** cake.

TRACK 89

7 Look and listen. Circle.

1. She has **cake.** / **a hamburger.**

2. I have **a hot dog.** / **pizza.**

3. He has **two hot dogs.** / **two presents.**

4. He has **pizza.** / **a sandwich.**

5. I have **milk.** / **lemonade.**

6. She has **three balloons.** / **three hats.**

Simple present; third, second, first person singular of *have*

TRACK B10

8 Look and listen. Say.

TRACK B11

9 Listen and draw.



I have salad, pizza, and orange juice.

TRACK B12

10 Listen and write.

cake **ice cream** **milk** **rice** **salad**

1. I have _____ on Monday.
2. I have _____ on Tuesday.
3. I have _____ on Wednesday.
4. I have _____ on Thursday.
5. I have _____ on Friday.

TRACK B13

11 Listen and chant.

A Celebration

Today I have a present.
It's little, blue, and round.
It's for a celebration,
and it makes a funny sound!

Today I have a present
in a box that's green and square.
It's for a celebration.
It's something I can wear!

Today I have a present.
Whatever can it be?
It's for a celebration.
Come, open it with me!

See Sound and Spelling Handbook p. 116

Food; rhythm and intonation

Many rabbits come to the party.

Rabbit Joe has carrot soup and lettuce pie.

He does not need pizza, cake, or ice cream!

Copyright © by Pearson Education, Inc. All rights reserved.

Rabbit Joe Has a Party

by Yoko Mia Hirano



Rabbit Joe is planning a party.

Rabbit Sue says he needs pizza, cake, and ice cream.

TRACK B14


Rabbit Joe has a garden with vegetables.
He does not have pizza, cake, or ice cream.
Lettuce
Carrots

Rabbit Joe has carrots and lettuce.

He loves to eat vegetables.

Time for Presents

Art Project

Cut out the present on page 139.
Cut and tape. Draw and say.





Content connection: art

Values

Celebrate Special Days

Color.

Father's Day

Christmas

Birthday

Copy: I celebrate special days.

Character education

Know It? Show It!

Review

Make a food pocket game.



Draw your favorite foods.

Performance assessment
See Assessment Package pp. 23–25, 34, 43, 46–47.

8 Play Time

TRACK B15 1 **Listen and sing.**

The Toy Box

I have a toy box, big and brown.
I look inside and find a clown.
I have a toy box with twelve toys,
some toys for girls,
some toys for boys.

Clap your hands!
Clap your hands!
I play all day with my toy box.

I have a toy box. I look inside.
I see it's empty–now I can hide!

(Chorus)

Toys; equipment

TRACK B16

2 Look and listen. Say.

in
on
under

3 Count and say. Stick.

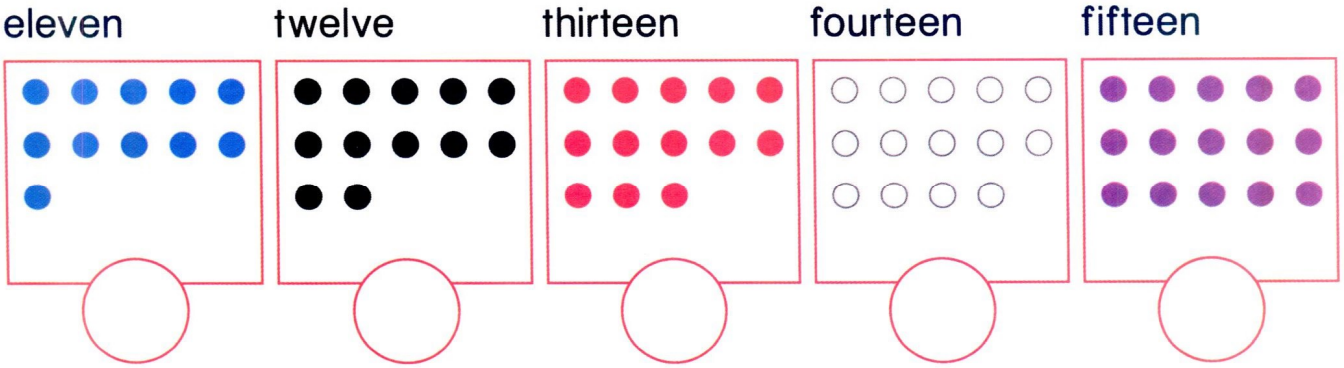

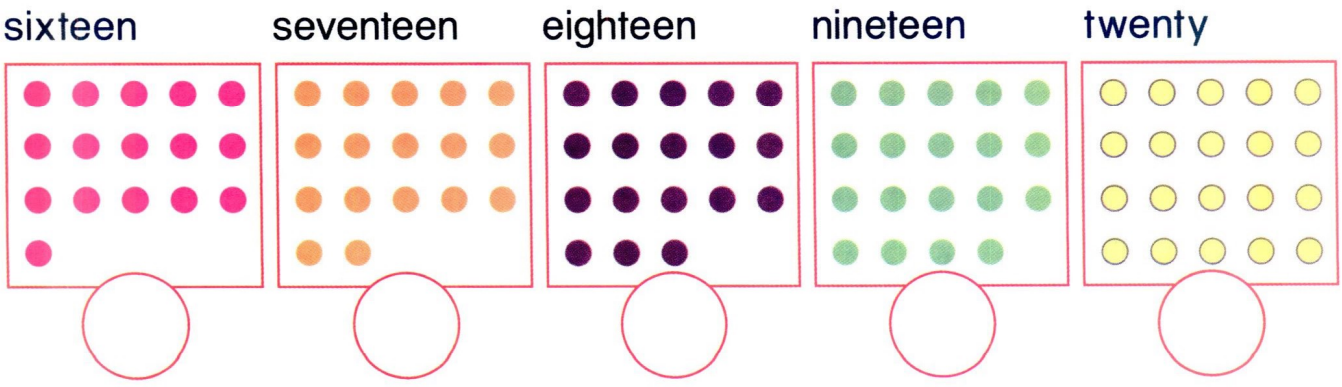

TRACK B18

4 Listen and point. Listen and say.

1. bikes

2. blocks



3. boats

4. dolls

5. kites



6. marbles



7. planes

8. skates

9. trains

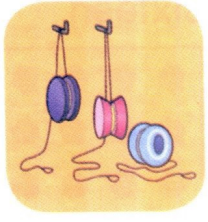

10. yo-yos

TRACK B19

5 Look at the picture. Point. Ask and answer.

bike
book
car

TRACK B21

6 Listen and write. Draw a line.

1. I want a blue _____.

2. I want a red _____.

3. I want a green _____.



Grammar

Where's the ball? It's **in** the toy box.

TRACK B22

7 Listen and circle. Draw a line.

1. The ball is **on** / **under** the chair.

2. The kite is **on** / **in** the toy box.

3. The doll is **under** / **on** the table.



Toys; verb *want*; prepositions of location

TRACK B23

8 Look and listen. Say.

9 Draw and write.



The _____ is in the toy box.

The _____ is on the toy box.

TRACK B24

10 Look and listen. Write the number.

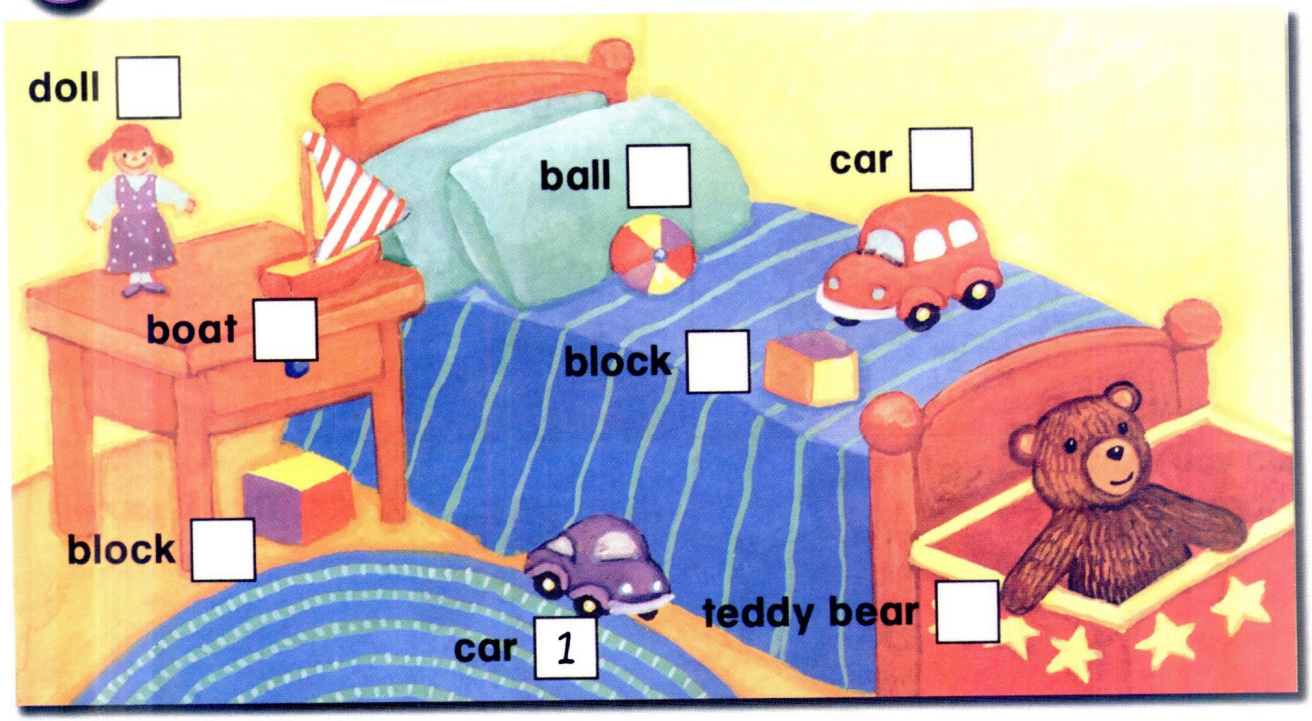

TRACK B25

11 Listen and chant.

Where Is the Boat?

Where is the boat?
The boat is on the block.
The boat is on the block.

Where is the block?
The block is on the bike.
The block is on the bike.

Where is the bike?
The bike is rolling away!
Oh, no! Oh, no! Oh, no!

See Sound and Spelling Handbook p. 117

Toys; prepositions of location; rhythm and intonation

مرجع زبان ایرانیان

I say, "Oh, I see.
Maria likes my teddy bear.
I think that I'll just leave him there."



Copyright © by Pearson Education, Inc. All rights reserved.

Where's My Bear?

by Yoko Mia Hirano

I say, "I want my teddy bear.
Where is it, Dad?"

He says, "We'll look for it.
Don't be sad."



I say, "I want my teddy bear. It is red."

I look on my desk, and I look under my bed.


I say, "I want my teddy bear.
Where can it be?"
Mom says, "I know where it is.
Come with me."
MOM

Make a Toy Box

Art Project

Cut out the toy box label on page 141.

Content connection: art

Values

Share with Others

What toys do you share? Circle the toys.

Copy: **I share my toys.**

Know It? Show It!

Review

Look. Ask and answer.

What do you want?

I want a balloon.

you

she

he

you

she

he

she

you

Say where each toy is.

The ball is on the desk.

Unit 8

I can do it!

Performance assessment
See Assessment Package pp. 23–25, 35, 44, 46–47.

9 At the Playground

TRACK B27

1 Listen and sing.



Having Fun

We're at the playground.
We're kicking a ball.
We're dancing around.
Come and join us all!

We're taking a walk.
We're having a snack.
We're stopping to talk.
Put down your backpack!

We're having fun!
We're having fun!

We're singing a song.
We're flying a kite.
We're marching along
from morning till night!

(Chorus)

TRACK B28

2 Look and listen. Point and say.



TRACK B29

3 Listen and stick. Say.

This yo-yo is pink.
These planes are purple.

That ball is brown.
Those skates are red.

TRACK B31

4 Listen and point. Listen and say.

1. catching

2. dancing

3. eating

4. kicking

5. singing

6. throwing

7. jumping rope

8. playing a game

9. riding a bike

10. roller skating

TRACK B32

5 Look at the picture. Point. Ask and answer.



Grammar

Is she **singing**?	No, she **isn't**.
Is she **dancing**?	Yes, she **is**.

TRACK B34

6 Look and listen. Read and circle.

1. Is she catching a ball?

Yes, she is. (No, she isn't.)

2. Is he kicking a ball?



Yes, he is. No, he isn't.

3. Is she sleeping?

Yes, she is. No, she isn't.

4. Is she jumping rope?



Yes, she is. No, she isn't.

5. Is he throwing a ball?



Yes, he is. No, he isn't.

6. Is he roller skating?



Yes, he is. No, he isn't.

TRACK B35

7 Look and listen. Say.



TRACK B36

8 Listen and draw.



One boy is jumping rope.
Two girls are kicking a ball.

TRACK B37

9 Listen and write. Draw a line. Color.

1. She's _____ a ball.

2. He's _____ rope.

3. She's _____ a bike.

4. He's _____ a ball.

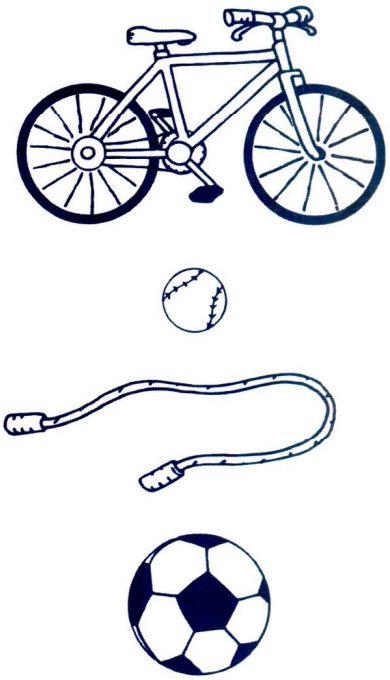

TRACK B38

10 Listen and chant.

Kicking, Singing, Skating



He's kicking.
He's kicking.
He's kicking a ball.

She's singing.
She's singing.
She's singing a song.



He's skating.
He's skating.
Watch out. Don't fall!

See Sound and Spelling Handbook p. 118

Present progressive; rhythm and intonation

Tony is catching at the playground.

And he's reading, too.

He's having fun!

Tony Is Reading

by Penny Young

Tina says, "Tony, let's go to the playground."

Tony says, "I'm reading."

Tina says, "You can read at the playground."

TRACK B39 1

Tony is swinging at the playground.

And he's reading, too.

مرجع زبان ایرانیان

Tony is sliding at the playground.

And he's reading, too.



Make Action Puzzles

Art Project

Draw and color. Cut. Show and say.

She's riding a bike. She's skating. He's kicking a ball.



Values

Be Healthy

Look and read. Act it out.



Copy: I get exercise.

Know It? Show It!

Review

Look and say.



Use cutouts on page 141.

These skates are green.
I want these skates.

This train is blue.
I want this train.

Unit 9
I can do it!

Performance assessment
See Assessment Package pp. 23–25, 36, 45–47, 52–53.

TRACK B40 **1** Listen and say.

TRACK B41 **2** Listen and say. Point to the picture below.

TRACK B42 **3** Listen and say. Write the letter.

1



___pple

2

___ish

3

___at

4

___ird

5

___ame

6

___at

7



___lephant

8

___og

TRACK B44 **1** Listen and say.

TRACK B45 **2** Listen and say. Point to the picture below.

TRACK B46 **3** Listen and say. Write the letter.

1

___ce cream

2



___onkey

3

___encil

4

___ite

5

___urse

6

___ion

7

___acket

8

___ueen

9

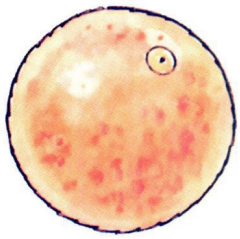

___range

TRACK B48 **1** Listen and say.

TRACK B49 **2** Listen and say. Point to the picture below.

TRACK B50 **3** Listen and say. Write the letter.

1

___iolin

2

fo___

3



___andwich

4

___o-yo

5

___mbrella

6

___able

7



___obot

8

___ebra

9



___indow

irlanguage

p as in *pen*

TRACK B52

1 Listen and say.

TRACK B53

2 Listen and say. Point to the picture.

1

2 

3 

4

TRACK B54

3 Listen. Which words have the same sound as the in *en*? Circle the number.

1

2

3

4

4 Read. Underline the words with the same sound as the *p* in *pen*.

This is my puppet. Her name is Pat. She has a pink shirt and purple pants. I like to play with Pat in the park.

5 What is in your backpack? Write words that have the same sound as the *p* in *pen*. Say.

_____

_____

TRACK B55

1 Listen and say.

TRACK B56

2 Listen and say. Point to the picture.

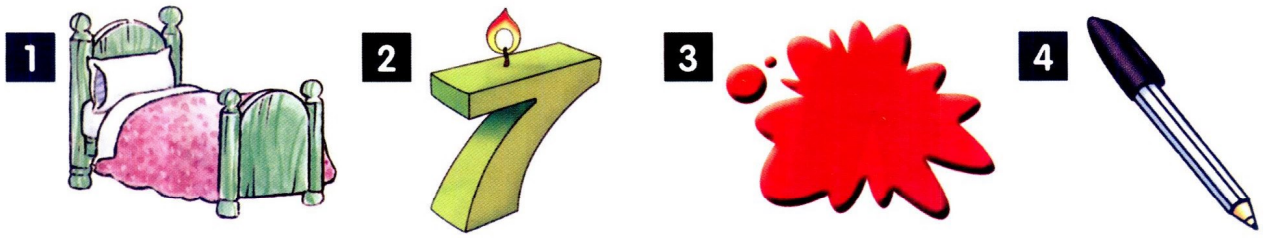

TRACK B57

3 Listen. Which words have the same sound as the *e* in *bed*? Check the boxes.

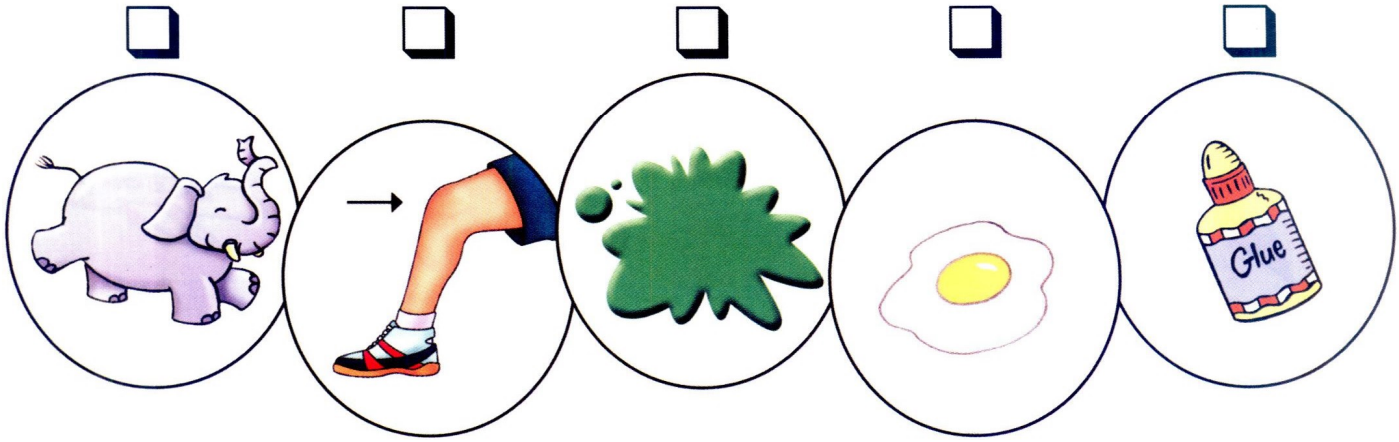

4 Read. Underline the words with the same sound as the *e* in *bed*.

This is my brother Ken. He's ten. He likes yellow shirts and shoes. His favorite drink is lemonade.

5 Look around you. Write words that have the same sound as the *e* in *bed*. Say.

TRACK B58

1 Listen and say.

TRACK B59

2 Listen and say. Point to the picture.

1

2

3 

4

TRACK B60

3 Listen. Which words have the same sound as the *r* in *red*? Trace the shapes.

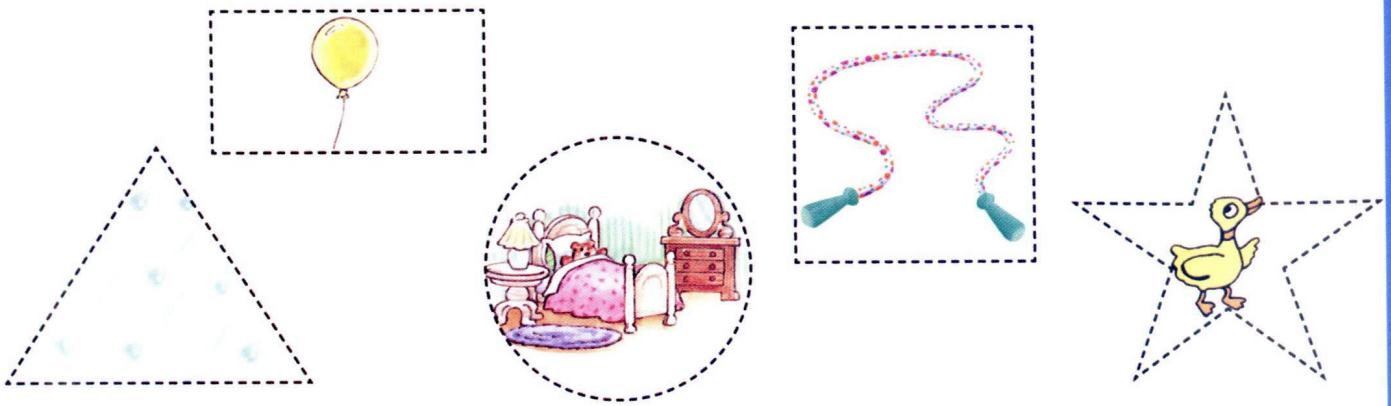

4 Read. Underline the words with the same sound as the *r* in *red*.

This is grandfather's farm. His two horses are Brownie and Star. They are running to the river to drink water.



5 Write letters to make words with the same sound as the *r* in *red*. Say.

I have a new __ed __obot. It's a bi__thday p__esent from my siste__ Ma__ia. My pa__ty was fun!

b as in *ball*

TRACK B61

1 Listen and say.

TRACK B62

2 Listen and say. Point to the picture.

1 

2

3

4

TRACK B63

3 Listen. Which words have the same sound as the *b* in *ball*? Check the stars.



4 Read. Underline the words with the same sound as the *b* in *ball*.

Billy is my baby brother. He likes to bounce his big blue and white ball. He likes to play in his bedroom.



5 Write words that have the same sound as the *b* in *ball*. Say.

two animals: _____

two rooms in a house: _____

TRACK B64

1 Listen and say.

TRACK B65

2 Listen and say. Point to the picture.

1

2

3

4

TRACK B66

3 Listen. Which words have the same sound as the *a* in *bat*? Connect the pictures.

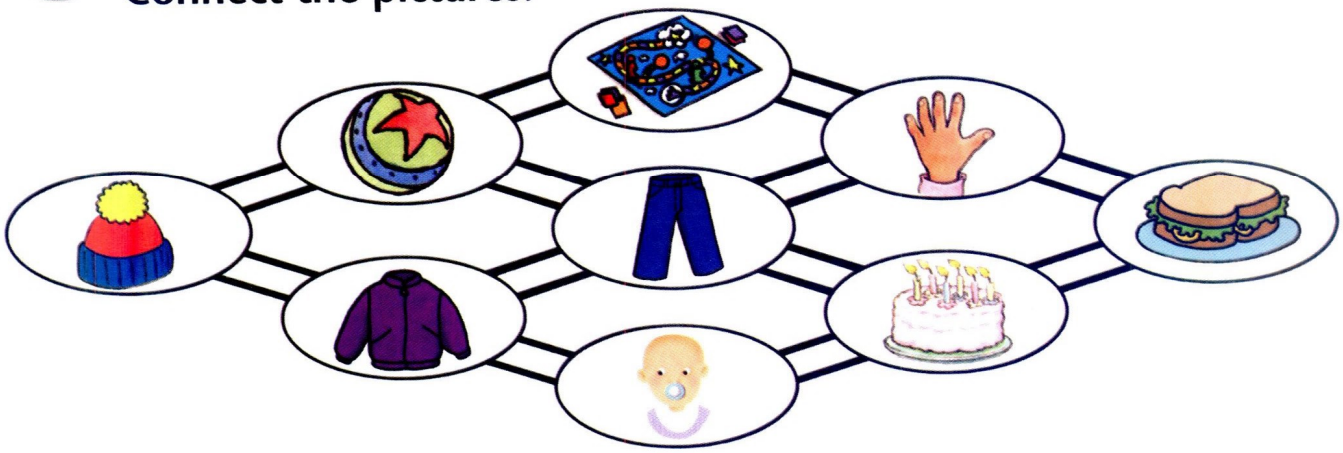

4 Read. Underline the words with the same sound as the *a* in *bat*.

Oh, no! There's a happy ant on my sandwich. And there are more ants walking on my salad, my apple, and my cake!



5 Write words that have the same sound as the *a* in *bat*. Say.

_____

_____

_____

TRACK B67

1 Listen and say.

TRACK B68

2 Listen and say. Point to the picture.

1

2

3 

4

TRACK B69

3 Listen. Which words have the same sound as the *s* in *sock*? Circle the number.

1 

2

3

4

5

4 Read. Underline the words with the same sound as the *s* in *sock*.

My sister Sonia is having a birthday party on Saturday. She will be seven. Sonia wants lots of presents!

5 Write words that have the same sound as the *s* in *sock*. Say.

two kinds of clothes: _____

two days of the week: _____

A a	B b	C c
D d	 E e	F f
G g	H h	I i

J j

K k



L l

M m

N n



O o

P p

Q q

R r



S s

T t

U u

V v



W w

X x

Y y

Z z

Subject Pronouns

I



you

he

she

it



we



you



they

Simple Present of *Be*

I am	we are
you are	you are
he is she is it is	they are

Present of *Have*

I have	we have
you have	you have
he has she has it has	they have

Present Progressive

I'm walking to school.

They're walking to school too.

I'm walking	we're walking
you're walking	you're walking
he's walking she's walking it's walking	they're walking



Questions with *Be*

Yes/No Questions

Are you 6?

No, I'm 7.

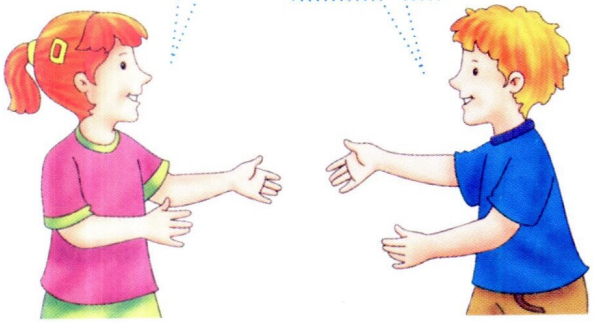

Is she your sister?

Yes, she is.



Information Questions

Where's your doll?



What are they?

They're frogs.







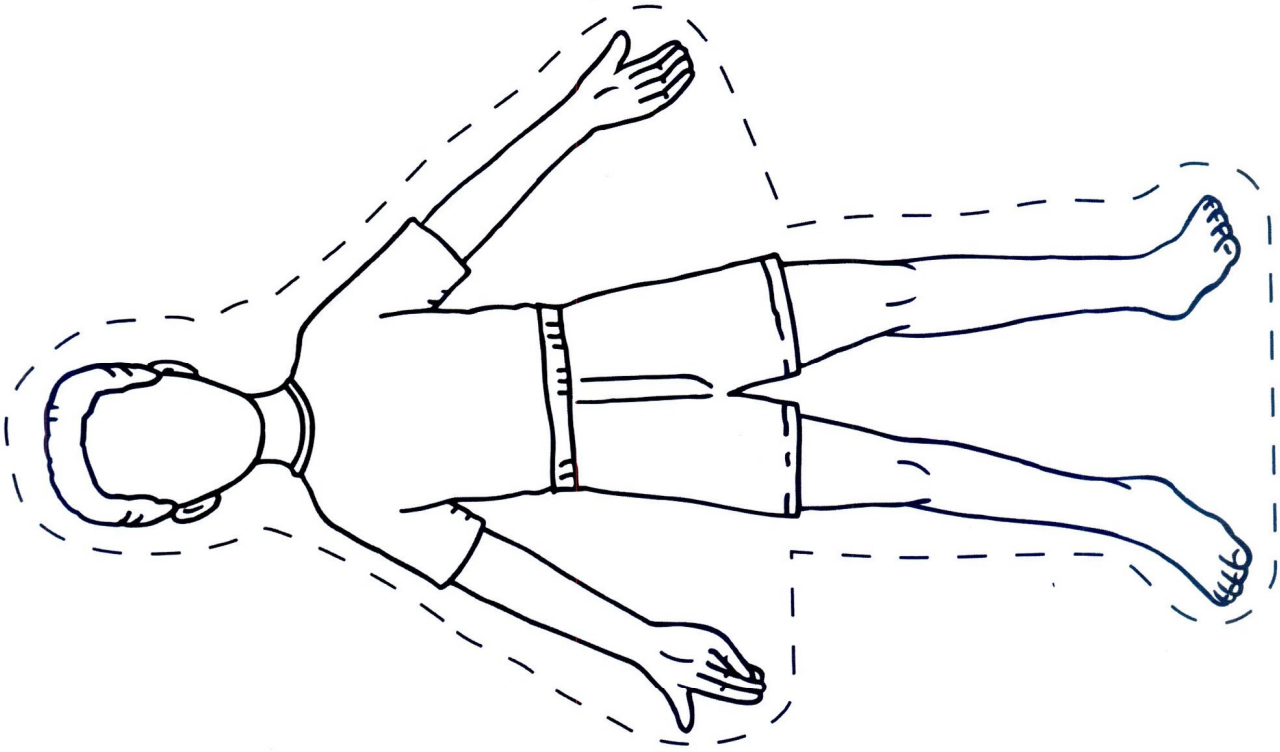

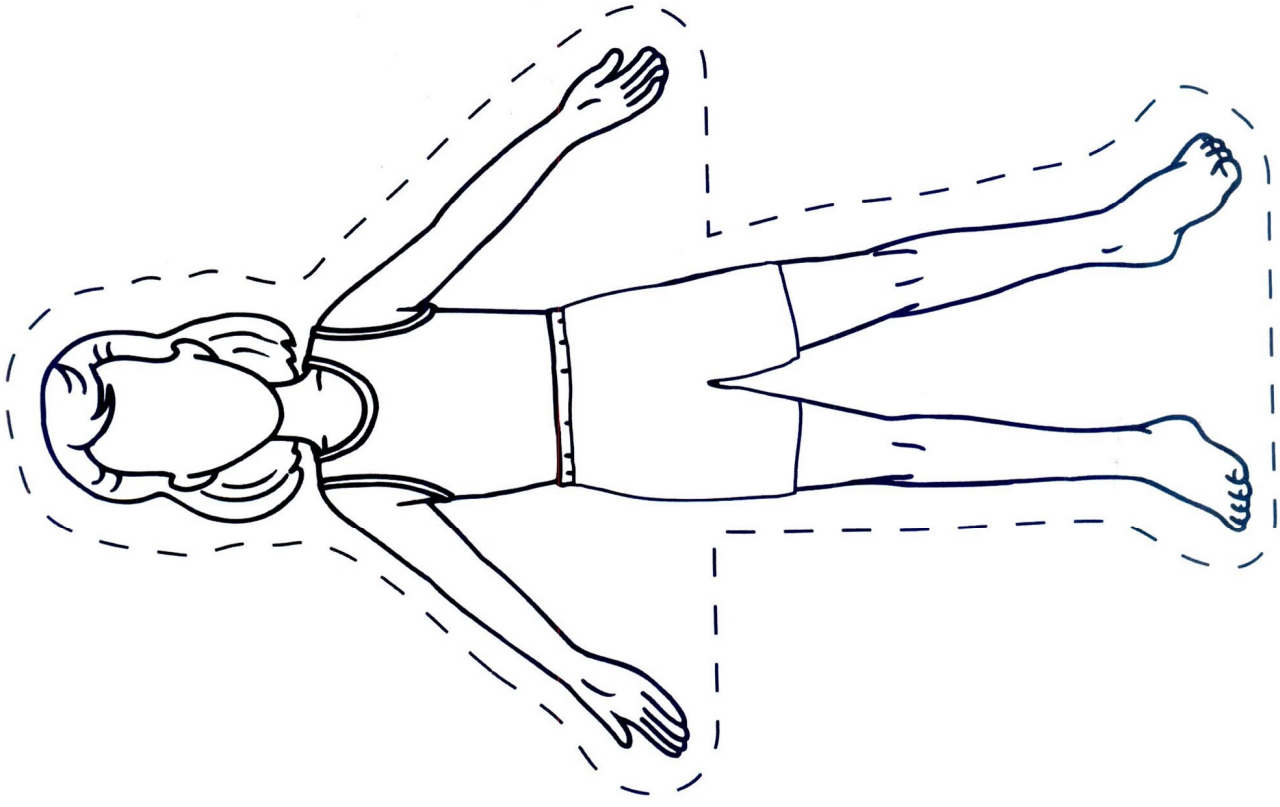

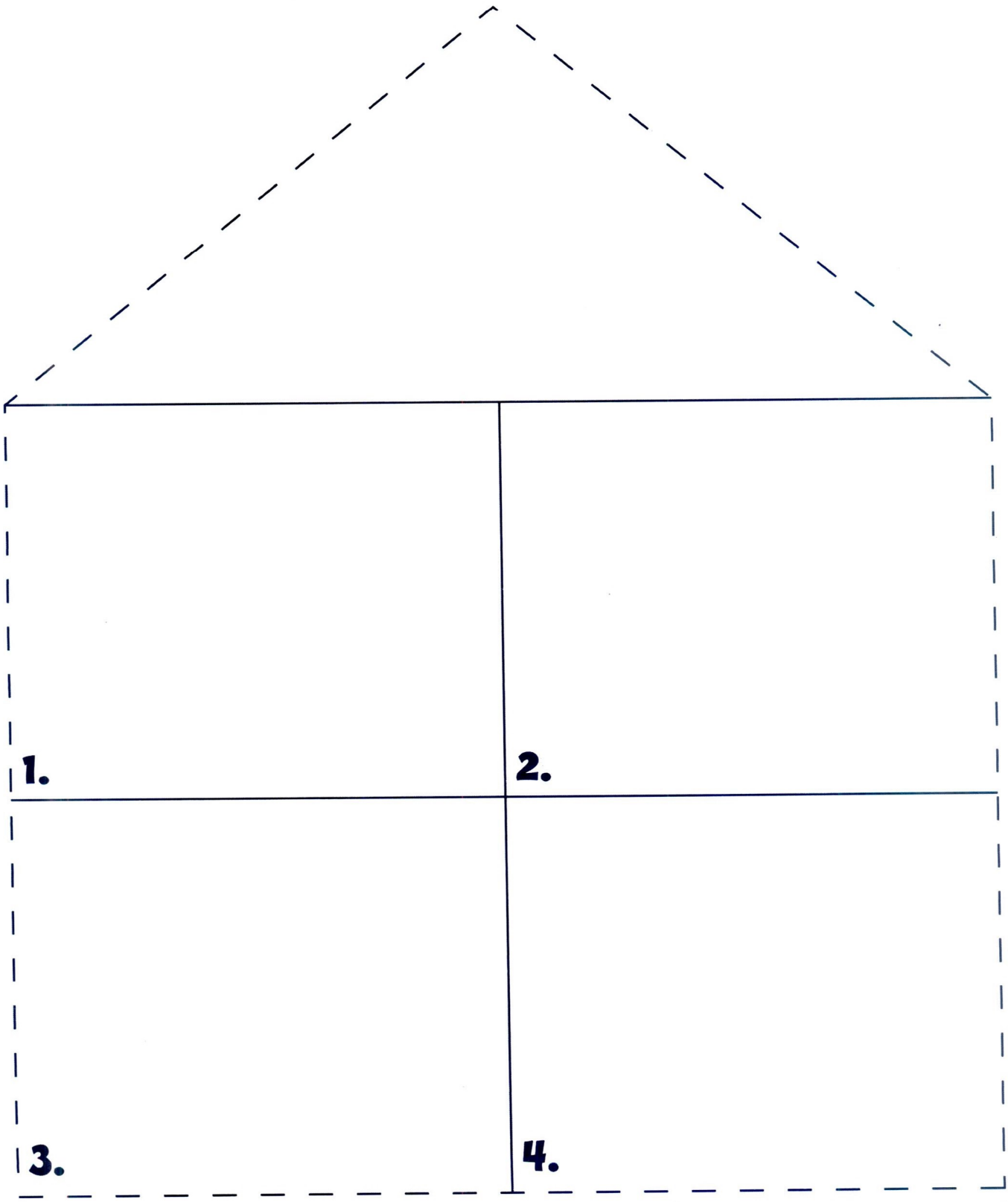
1.
2.
3.
4.











Unit 8

_____'s

Toy Box

Unit 9









Unit 6









Unit 7

Unit 8

11 12 13 14 15

16 17 18 19 20

Unit 9

Stickers for Level 1

Unit 1

1 2 3 4 5 6 7 8 9 10

Unit 2

Unit 3

Unit 4



Unit 5





مرجع زبان ایرانیان

Completion Certificate Stickers

BACKPACK 1 Certificate

_____

has successfully completed Level 1.

_____ _____

Teacher **Principal**

BACKPACK 1

Second Edition

Reach into **Backpack, Second Edition** for a richly illustrated, seven-level communicative program that motivates primary learners and supports teachers. *Backpack* is packed with kid-friendly topics, catchy songs and chants, stickers, games, stories, hands-on projects, and TPR activities. Young learners will succeed with *Backpack*!

NEW Features

- All-**NEW** music engages students with a catchy, pop sound
- **NEW** values curriculum provides character education and strengthens the home-school connection
- **NEW** Picture Dictionary (Starter), Sound and Spelling Handbooks (Levels 1–3), and Grammar and Writing Handbooks (Levels 4–6) in the Student Books and Workbooks provide support and practice
- **NEW** Assessment Package offers teachers' tips, techniques, tests, and a test generator
- Content Readers with Teacher's Manuals (Levels 1–6) provide reading practice and content connections
- **NEW** Interactive Whiteboard Software engages students and helps sustain motivation

Components

- Student Book with Picture Dictionary
- Workbook with Workbook CD
- Interleaved Teacher's Edition
- Class Audio CD
- Assessment Package
- Large-format Picture Cards
- Large-format Posters
- Teacher's Resource Book
- Video (DVD) with Guide
- Companion Website

irlanguage

مرجع زبان ایرانیان

PEARSON Longman

Backpack Companion Website
http://www.pearsonlongman.com/backpack