

# BACKPACK

Starter

Second Edition

irlanguage



PEARSON  
Longman

مكتبة اللغة

Mario Herrera • Diane Pinkley



# BACKPACK

Starter

iranlanguage

مرجع زبان ایرانیان

Second Edition



این مجموعه با لوگوی مرجع زبان ایرانیان  
به صورت نشر بر خط و حامل به ثبت رسیده است.  
کپی برداری از آن خلاف شرع، قانون و اخلاق است و شامل پیگرد خواهد شد.



PEARSON  
Longman



# Contents

<b>1</b>	Fun in Class . . . . .	2
<b>2</b>	My Family . . . . .	14
<b>3</b>	All About Me . . . . .	26
<b>4</b>	My Clothes . . . . .	38
<b>5</b>	At the Toy Store . . . . .	50
<b>6</b>	People Around Town . . . . .	62
<b>7</b>	Swinging and Sliding . . . . .	74
<b>8</b>	Animal Friends . . . . .	86
<b>9</b>	Food I Like . . . . .	98
	ABC Cards . . . . .	111
	Cutouts . . . . .	117
	Stickers	



# Backpack Song

It's time to open **Backpack**  
and see what we can see.  
We'll have lots of adventures.  
Explore **Backpack** with me!

**Backpack** is full of fun things  
we use each day in school.  
Stories, puzzles, songs, and games—  
**Backpack** is really cool!

It's time to open **Backpack**  
and see what we can see.  
We'll have lots of adventures.  
Explore **Backpack** with me!

**Backpack** is full of fun and facts,  
projects and pictures, too.  
We're learning English, we're never bored.  
There are great new things to do!

It's time to open **Backpack**  
and see what we can see.  
We'll have lots of adventures.  
Explore **Backpack** with me!







# 1 Fun in Class

TRACK A3

## 1 Listen and sing.

Colors! Colors!  
See the colors!  
Yellow! Yellow!  
Show me yellow.

Red! Red!  
Show me red.  
Red! Red!  
Show me red.



TRACK A4

## 2 Listen and point.

1



2




3



4







Is it yellow?

5

6

7

8



School supplies; colors; numbers



Unit 1

3



**3 Trace and color. Say.**

Circle!




**4**


**Listen and point. Color and say.**





Blue circle,  
green circle . . .



**5** Count and trace. Say.



**6** Count and draw a line.





1

2

3




**7** Cut page 117.  
Glue and say.

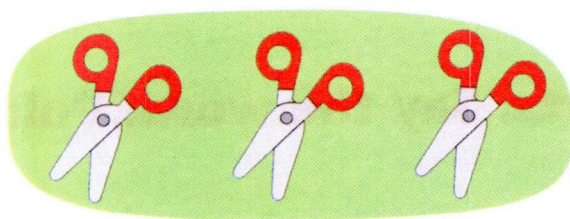





- 8** Draw 1 blue thing, 1 green thing, or 1 yellow thing found in your classroom. Say.



- 9** Count and circle. Say the number.



1 2 3



1 2 3






1 2 3





**Listen and say. Chant.**



**Listen and say. Which word doesn't have the sound? Circle the number.**



1. | 2 3

2. | 2 3


3. | 2 3



**Listen to the word parts. Say the word. Point.**







مرجع زبان ایرانیان

All new friends.



# One, Two, Three

by Yoko Mia Hirano



One teacher. One child.



1





2

One table. Two chairs.







Two chairs. Three children.

3



# One, Two, Three

Cut and play. ✂






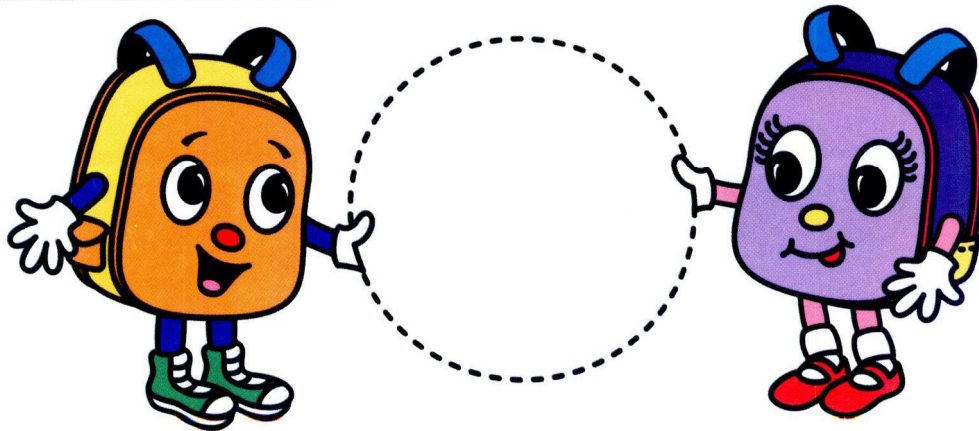
# Know It? Show It!

Look and say.

Review



Now I Can!



Performance assessment  
See Assessment Package pp. 1–2, 5, 14–15.

Unit 1

13



# 2 My Family

TRACK A12

1

Listen and sing.

Hello, hello!  
Hello, family.

Hello, hello!  
Hello, family.

Hello, hello!  
Hello, family.


Hello, hello!  
Hello, family.

TRACK A13


2

Listen and point.


1






2



3












Listen and point. Say. Color.






**4 Trace and color. Say.**



**5 Count. Trace and write. Say.**



4









**6 Cut page 117.  
Look and listen.  
Glue and say.**

**The mother is in  
the living room.**





**7 Draw your family. Say the names.**



**8 Trace and say. Connect the dots in order.**

1 2 3 4






● 2

● 3





**Listen and say. Chant.**



**Listen and say. Which word doesn't have the sound? Circle the number.**


1. | 2 3

2. | 2 3

3. | 2 3



**Listen to the word parts. Say the word. Point.**







Copyright © by Pearson Education, Inc. All rights reserved.

But we have lots of fun!



# A Mouse Family

by Yoko Mia Hirano



I have 4 brothers.





We have 4 rooms.



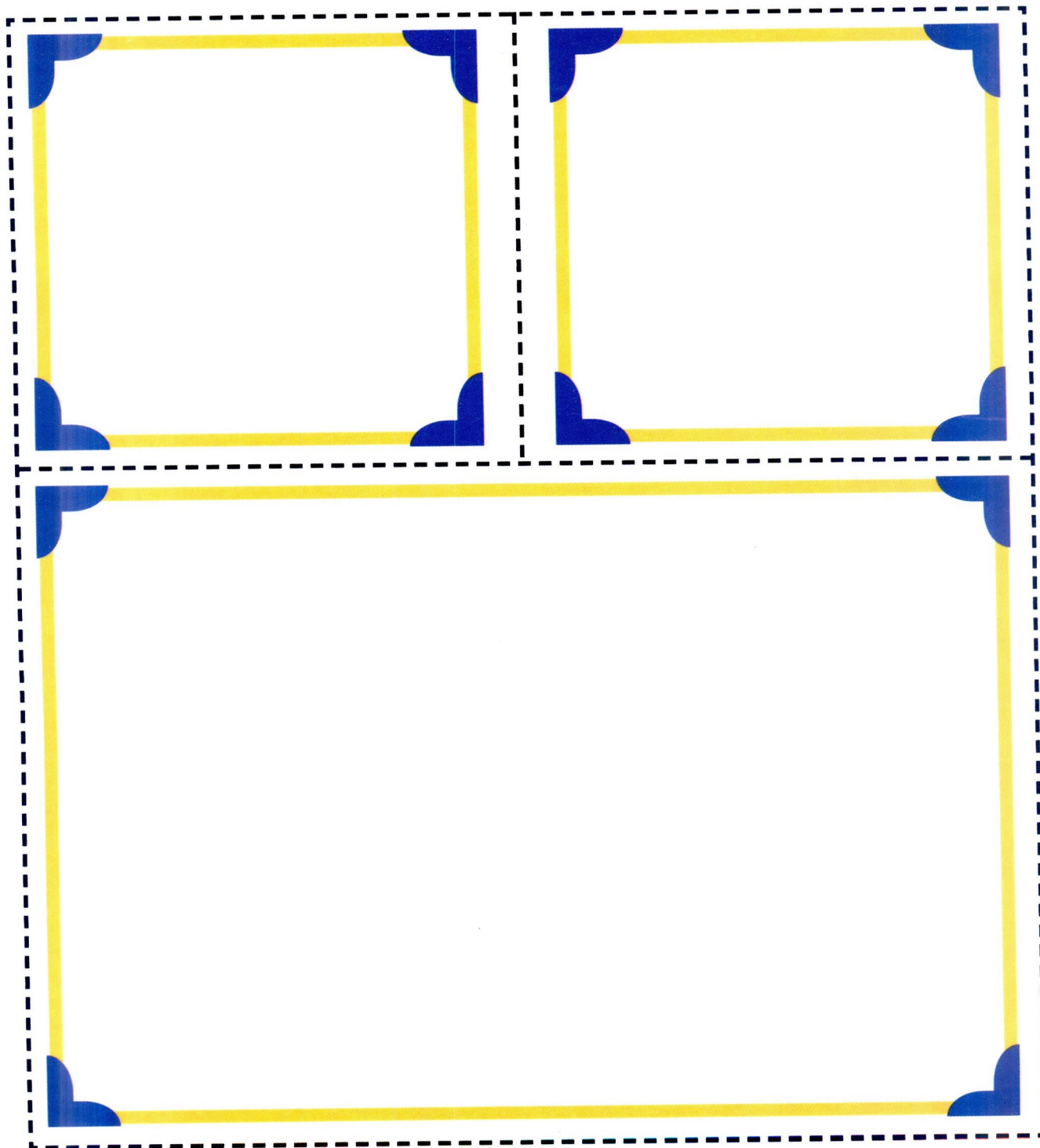


We have 4 beds in the bedroom.



# My Family Album

Cut and draw. ✂






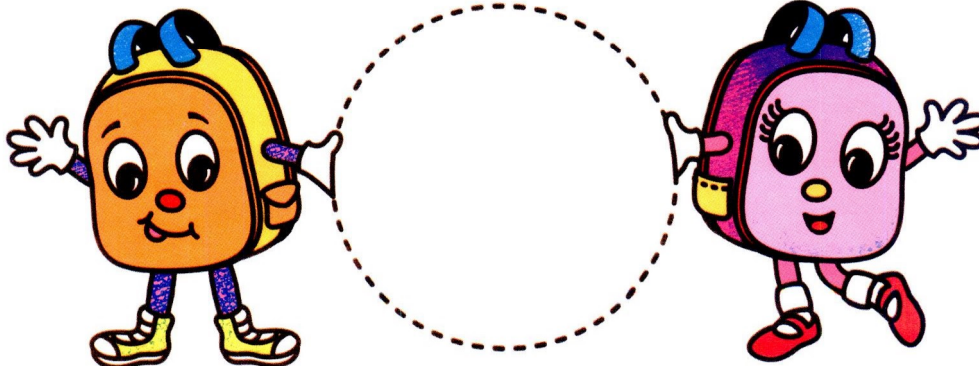
# Know It? Show It!

Spin the  Say.

✓  
Review



Now I Can! 



Performance assessment

See Assessment Package pp. 1–2, 6, 14–15.

Unit 2

25



# 3

# All About Me

TRACK A22

1

**Listen and sing.**


Clap your hands  
and stomp your feet!

Wiggle your nose  
and touch your toes!

Bend your knees  
and now smile, please!

Clap your hands  
and stomp your feet!

**Point to  
your ears!**

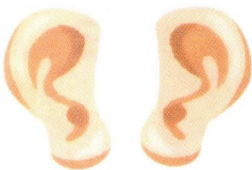


TRACK A23

2

**Listen and point.**

1



2






3



4













**3 Trace and color. Say.**

Triangle!



**4 Color and say.**






**5 Count and trace.**




5




**6 Count the shapes and circle. Listen and check.**



3 4 5



3 4 5




3 4 5




7 Cut page 119. Glue and say.

Look at  
my clown.






**Look and listen.**



**9 Draw and circle. Say.**







I'm happy.

I'm sad.



Listen and say. Chant.




Listen and say. Which word doesn't have the sound? Circle the number.

1. | 2 3

2. | 2 3


3. | 2 3

Listen to the word parts. Say the word. Point.





**I see you!  
I love hide  
and seek.**



Copyright © by Pearson Education, Inc. All rights reserved.



# Hide and Seek

by Henry Gibson

Where are you?  
Oh, look!  
I see hands.





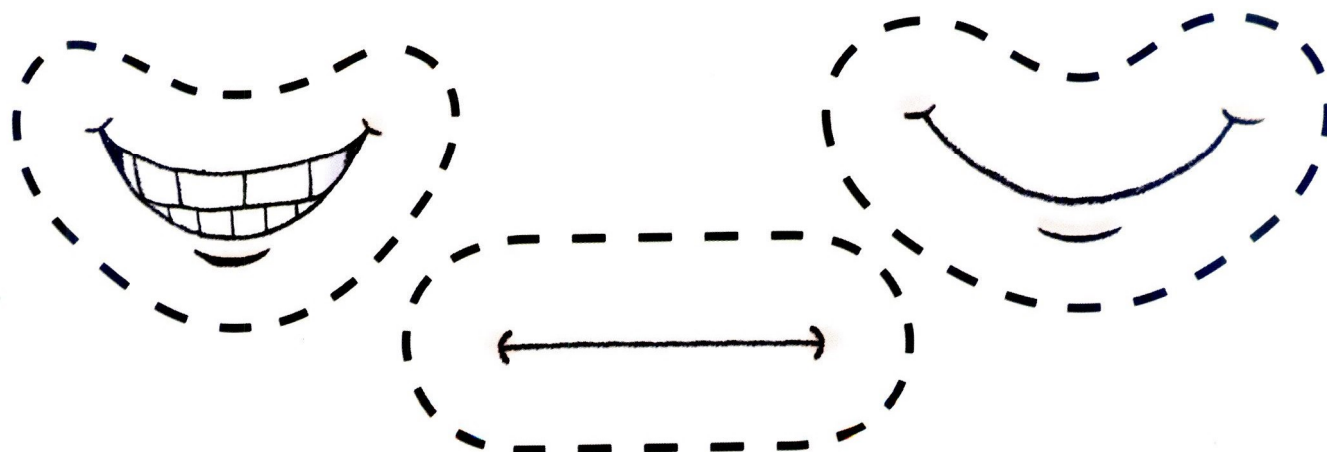



Oh, look!  
I see feet.



# Make a Mask

Cut and stick. ✂





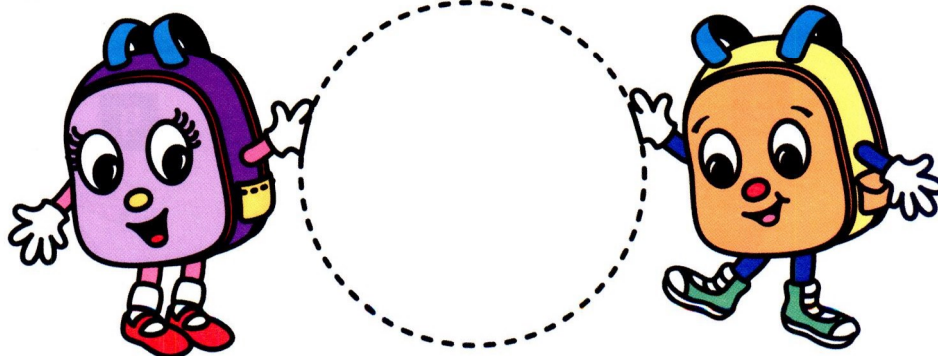
# Know It? Show It!

Look and say.

Review



Now I Can!



Performance assessment  
See Assessment Package pp. 1–2, 7, 14–17.

Unit 3



## 4

## My Clothes

TRACK A32

1

Listen and sing.

It's cold.  
It's cold.  
Brrr!  
Put on the jacket!

It's hot.  
It's hot.  
Phew!  
Take off the sweater!

It's rainy.  
It's rainy.  
Open the umbrella!



TRACK A33

2

Listen and point.

1



2



3



4







5



6



7







8






**3 Trace and color. Say.**

Rectangle!




**4 Color. Look and circle.**

1.



2.








**Count. Write the number. Listen and check.  
Say.**


1.





2.



3.




4.






**6** Cut page 119.  
Glue and say.



It's hot. He's wearing shorts.



It's cold.




It's hot.



It's rainy.




**7 Draw your favorite clothes. Say.**



**8 Look and draw a line. Say**

1.



2.






3.







**Listen and say. Chant.**



**Listen and say. Which word doesn't have the sound? Circle the number.**


1. | 2 3

2. | 2 3


3. | 2 3



**Listen to the word parts. Say the word. Point.**








**Where are my shoes?  
Do you see them?**




# My Shoes

by Barbara Tomlin


Where are  
my shoes?  
Are they here?











**Where are  
my shoes?  
Are they here?**

**TOYS**



# My Backpack

Make a backpack. ✂





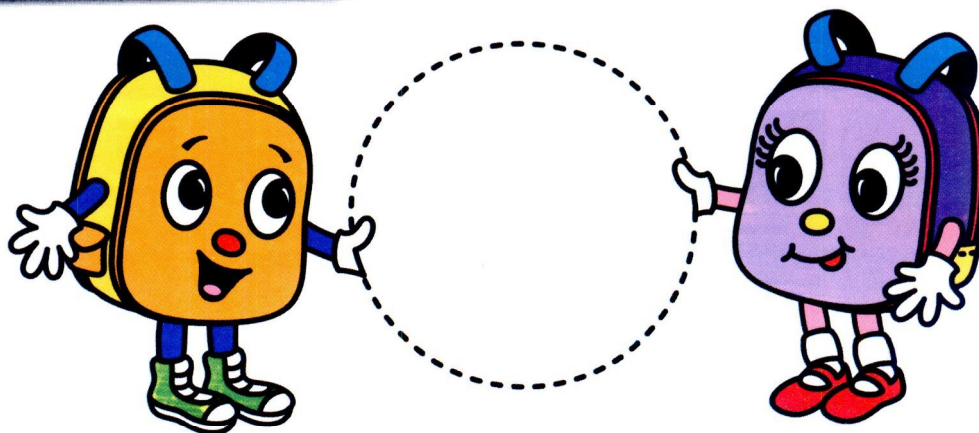
# Know It? Show It!

Play Bingo.

Review



Now I Can!



Performance assessment

See Assessment Package pp. 1-2, 8, 14-15

Unit 4



# 5 At the Toy Store



**Listen and sing.**

What do you see at the toy store?  
I see a truck. I see a truck.  
What do you see at the toy store?  
I see a truck for me.

What do you see at the toy store?  
I see a doll. I see a doll.  
What do you see at the toy store?  
I see a doll for me.

What do you see at the toy store?  
I see a game. I see a game.  
What do you see at the toy store?  
I see a game for me.



**Listen and point.**

1



2



3




4






What do you see?






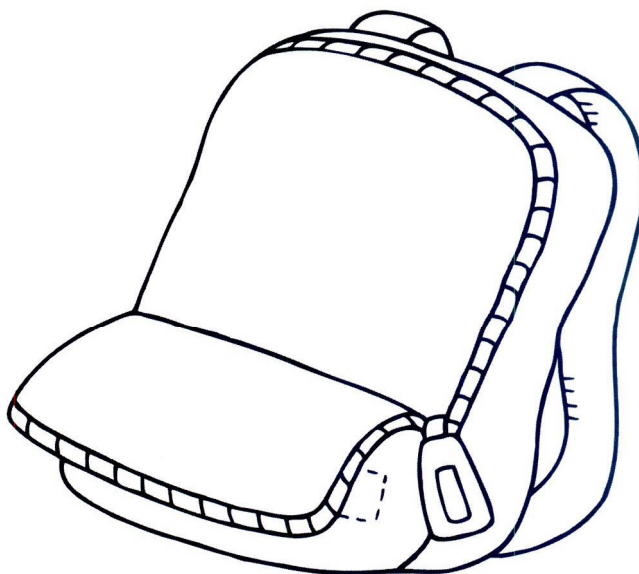
**3 Count and trace. Choose 6 or 7. Draw and say.**



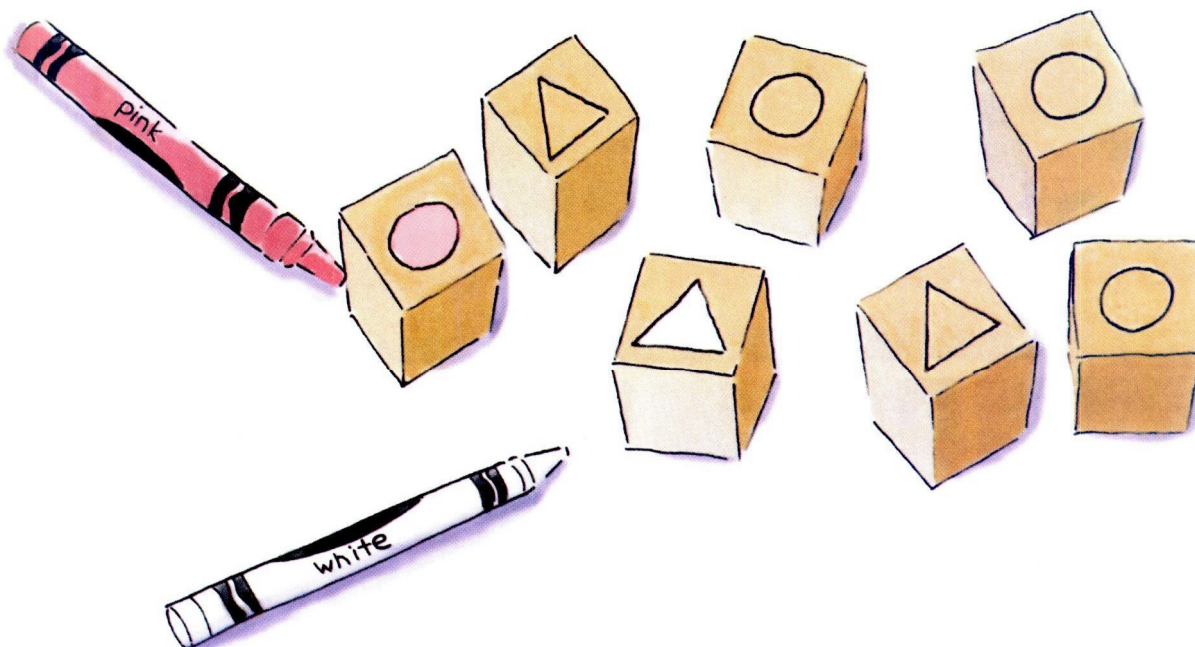
6



7




**4 Look and color. Say.**





Count and draw a line. Listen and check.




1.




4

2.




5

3.



6

4.



7






**Look and listen. Say.**




**Cut page 121. Glue and say.**




# 8 Draw and say.



What toys do you like?




# 9 Listen and check. Say.

1. ☐


☐


2. ☐


☐


3. ☐


☐


4. ☐


☐




5. ☐


☐






**Listen and say. Chant.**



**Listen and say. Which word doesn't have the sound? Circle the number.**


1.    |        2        3

2.    |        2        3

3.    |        2        3



**Listen to the word parts. Say the word. Point.**







Copyright © by Pearson Education, Inc. All rights reserved.

I count seven rectangles.  
What do you see?



# Let's Count!

by Yoko Mia Hirano



I count two circles.  
I see a teddy bear.



TRACK B11

1





2

I count four squares.  
I see a doll house.



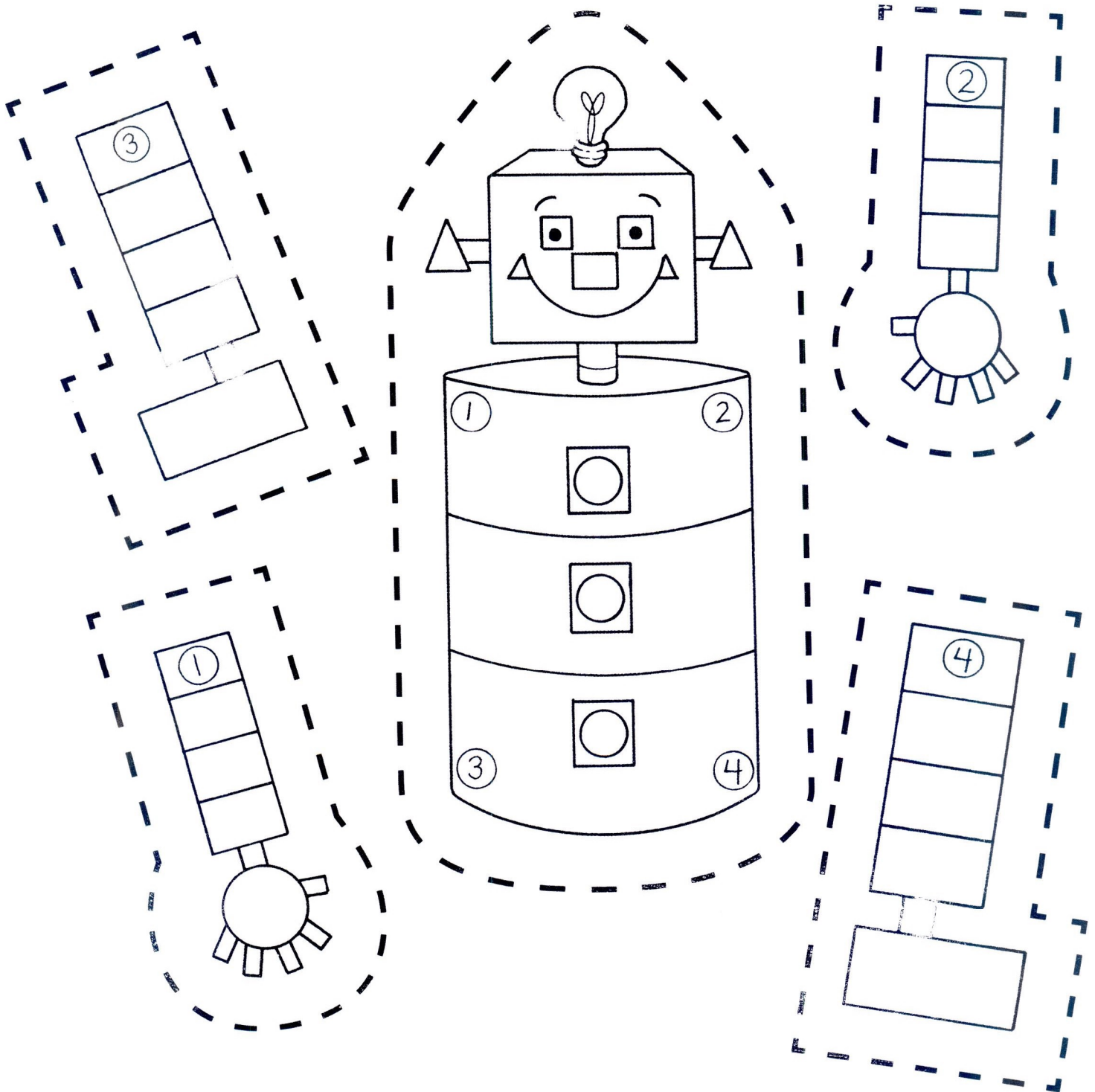


I count six triangles.  
I see an airplane.



# My Robot

Make a toy robot. ✂





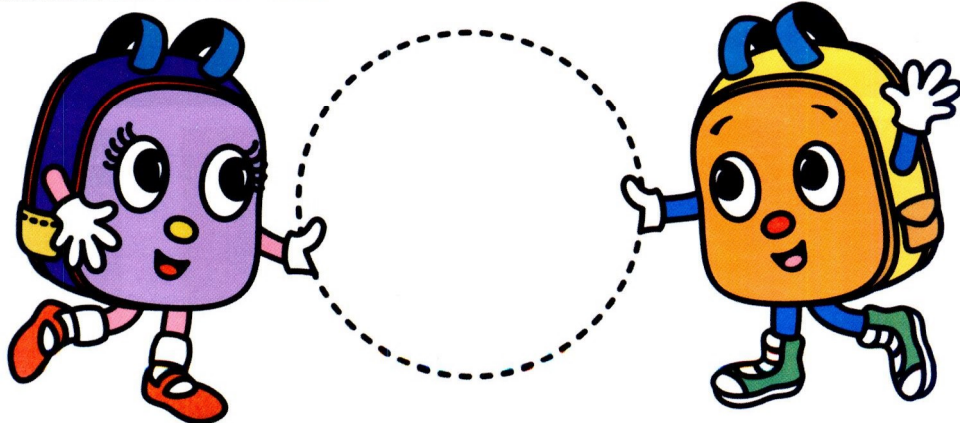
# Know It? Show It!

Look and say.

Review



Now I Can!



Performance assessment

See Assessment Package pp. 1–2, 9, 14–15.

Unit 5

61



# 6

# People Around Town

TRACK B12  
1

Listen and sing.



Round and round and round  
the town we go.




I'm a bus driver.  
I drive a bus.  
Take a ride.  
Come with us.

I'm a bus driver.  
Here we go.  
Do you see anyone you know?

Round and round and round  
the town we go.  
Round and round and round  
the town we go.

TRACK B13  
2





Listen and point.








She's a dentist.






**3 Count and trace.**



8 8 9 9

**4 Count and draw lines. Say.**









7  
8  
9






**Count and color. Listen and check.**






5	<input type="checkbox"/>	=	
6	<input type="checkbox"/>	=	
7	<input type="checkbox"/>	=	
8	<input type="checkbox"/>	=	
9	<input type="checkbox"/>	=	



**6** Cut page 121.  
Glue and say.




She's a nurse.







**7 Draw a helper. Say.**



**8 Color and check. Say.**



She's a  
firefighter.







**Listen and say. Chant.**



**Listen and say. Which word doesn't have the sound? Circle the number.**


1. | 2 3

2. | 2 3

3. | 2 3




**Listen to the word parts. Say the word. Point.**





# The Shopping Trip

by Margarida Caceres



“Who is he?” I asked my mom.  
“He’s a police officer,” she said.



TRACK B20

1





2

"Who is she?" I asked my mom.  
"She's a bus driver," she said.




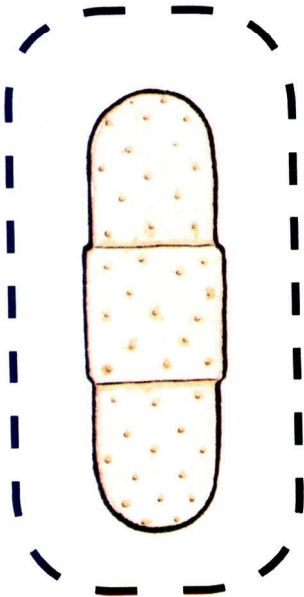
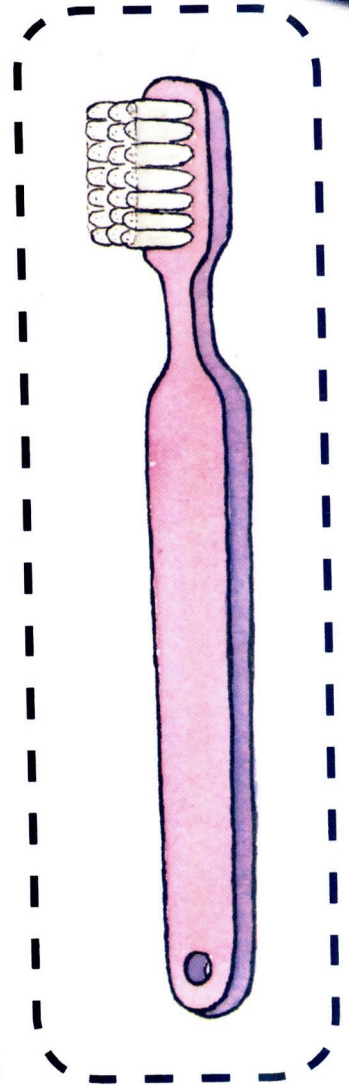
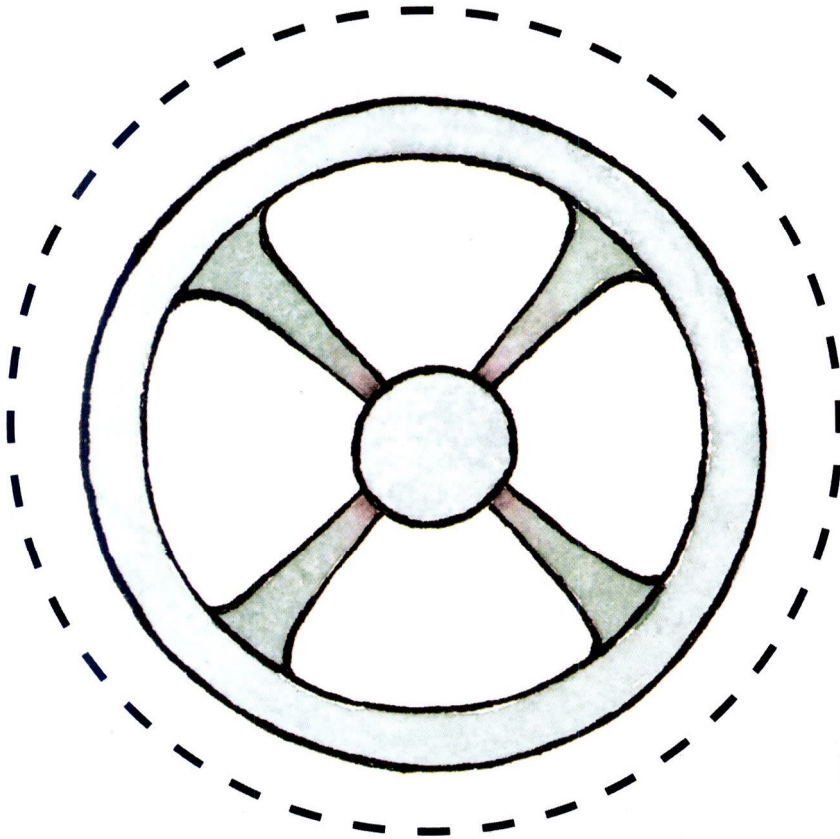


"Who is he?" I asked my mom.  
"He's a shopkeeper," she said.



# Role Play

Cut out and role play! ✂






# Know It? Show It!

Spin and say.



Review

Now I Can!



Performance assessment

See Assessment Package pp. 1–2, 10, 14–15, 18–19.

Unit 6

73



## 7

## Swinging and Sliding

TRACK B21

1

Listen and sing.

She's swinging.  
 She's swinging,  
 swinging in  
 the playground.  
 He's jumping.  
 He's jumping,  
 jumping in the  
 playground now!

I'm singing.  
 I'm singing,  
 singing in  
 the playground.  
 We're playing.  
 We're playing,  
 playing in the  
 playground now!



TRACK B22


2

Listen and point.

1



2




3



4







5



6




7



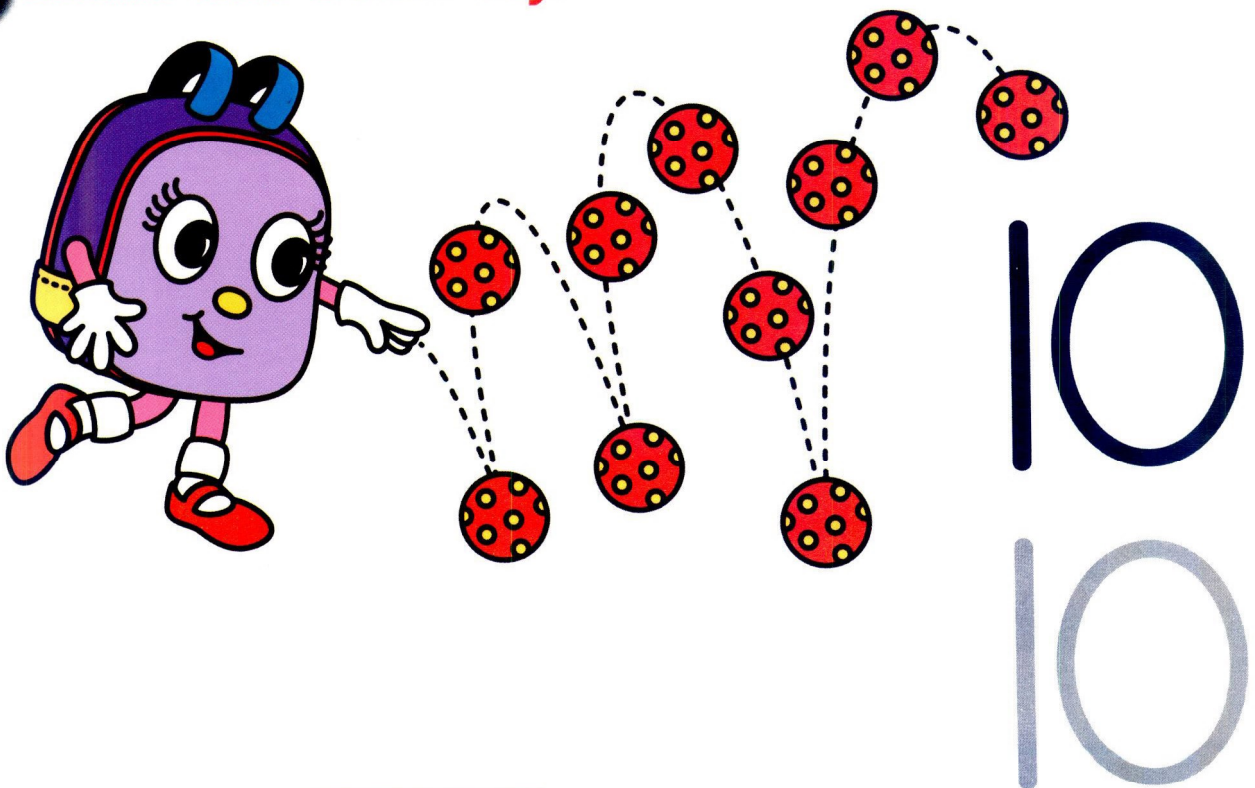




**Listen and point. Say.**



**Count and trace. Say.**






**5** Color and count. Say.






**6** Cut page 123.  
Glue and say.





**7** What are you doing in the playground? Draw and say.



TRACK B26


**8** Listen and check. Say.

☐

☐

☐




☐

☐

☐






**Listen and say. Chant.**



**Listen and say. Which word doesn't have the sound? Circle the number.**



1.    |        2        3

2.    |        2        3

3.    |        2        3



**Listen to the word parts. Say the word. Point.**





I'm running  
home! I'm dirty!

Copyright © by Pearson Education, Inc. All rights reserved.



مرجع زبان ایرانیان

# Having Fun!

by Tony Purcell

I'm climbing up  
the jungle gym.



TRACK B30

1





I'm sliding down  
the slide.







**Oops! I'm falling  
in the puddle.**



# Play Hopscotch!

Trace. Make a hopscotch game!






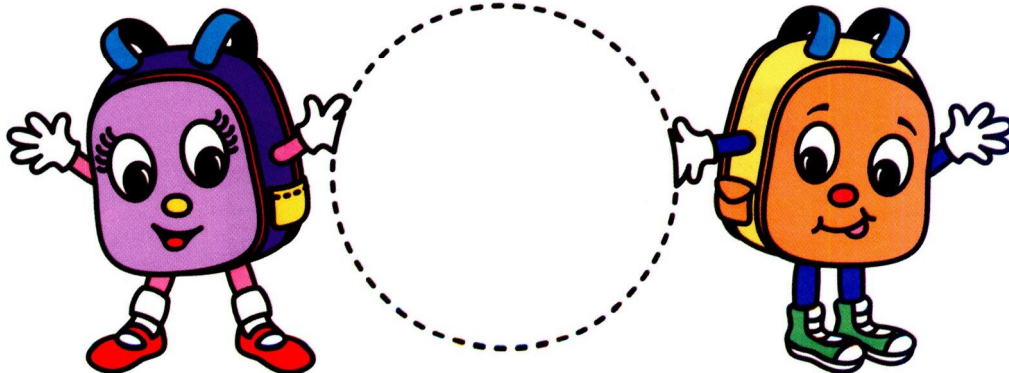
# Know It? Show It!

Look and say.

Review



Now I Can!



Performance assessment  
See Assessment Package pp. 1–2, 11, 14–15.

Unit 7

85




## 8

## Animal Friends

TRACK B31

1

Listen and sing.





Bears are climbing.  
Seals are swimming,  
at the zoo, at the zoo.

Birds are flying.  
Lions are sleeping,  
at the zoo, at the zoo.


TRACK B32

2

Listen and point.










**Draw lines. Listen and point. Say.**



little



**4 Count. Write the number.**



\_\_\_\_\_



\_\_\_\_\_




\_\_\_\_\_



\_\_\_\_\_



**5** Cut page 123.  
Glue and say.






**6 Draw your favorite animal. What is it?**



**7 Trace and say.**



It's big.






It's little.





**Listen and say. Chant.**



**Listen and say. Which word doesn't have the sound? Circle the number.**


1. 1 2 3

2. 1 2 3

3. 1 2 3



**Listen to the word parts. Say the word. Point.**







Ready?

Hello, Henrietta, hello.  
Welcome to our zoo.  
We're happy to see you!

Copyright © by Pearson Education, Inc. All rights reserved.



# Henrietta Hippo

by Mario Herrera



Henrietta Hippo has a new home.  
She's moving to the City Zoo.



TRACK B39

1





Henrietta is a little sad and scared.  
Are the animals friendly?







Henrietta looks up in the air.  
Peter the parrot is flying and talking.



# The Zoo

Make a puzzle! ✂



Content connection: art

Unit 8


95



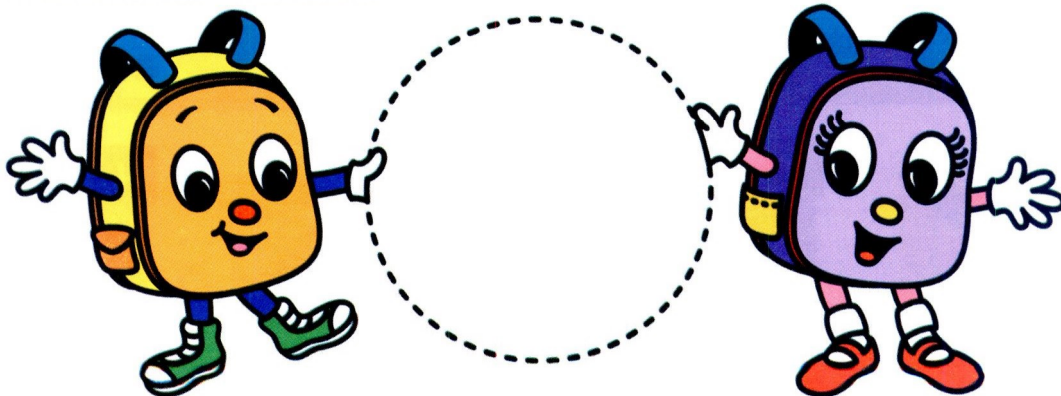
# Know It? Show It!

Look and say.

Review



Now I Can!



Performance assessment  
See Assessment Package pp. 1–2, 12, 14–15.

Unit 8



# 9 Food I Like



TRACK B40  
1

Listen and sing.


Let's have a picnic.  
Let's sit in the shade.  
Do you want a sandwich?  
I want lemonade!  
Picnic . . . in the park!




TRACK B41  
2

Listen and point.

1




2



3



4








5



6



7



8










Picnic items

Unit 9

99




**3 Count and write. Say.**






**4 Look and color. Say the color.**




**5 Look and listen. Say.**



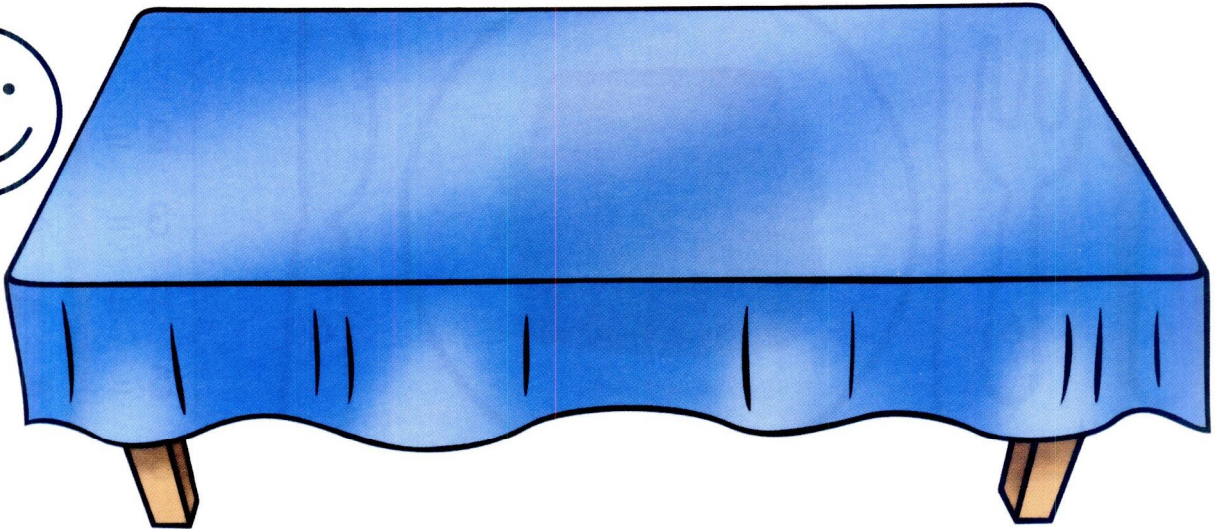


**Cut page 125.  
Glue and say.**



**I like ice cream.**

**I like \_\_\_\_.**




**I don't like \_\_\_\_.**





**7 What do you want? Draw and say.**




**8 Count and draw a line. Say the number.**

1.




7

2.



4

3.



6





**Listen and say. Chant.**



**Listen and say. Which word doesn't have the sound? Circle the number.**

1. 1 2 3

2. 1 2 3



**Listen to the word parts. Say the word. Point.**





At lunch my friends join me.  
We have a picnic under a tree.





# In the Park

by Derek Dutton




Kyung has lemonade.  
She's sitting in the shade.





Rodrigo has sandwiches and cake.  
He's standing by the lake.





مرجع زبان ایرانیان


Pam has a blanket and ball.  
She's bouncing the ball on the wall.





# Food Match

Cut and play. ✂

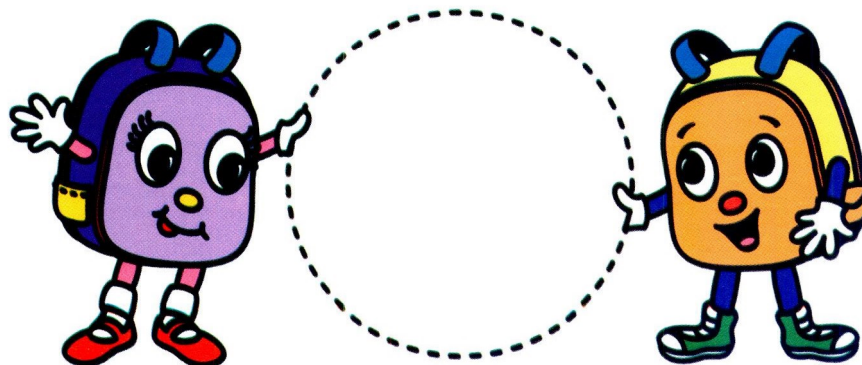




# Know It? Show It!

Look and say.

Review












Performance assessment

See Assessment Package pp. 1-2, 13-15, 20-21.

Unit 9

109



 <p><b>A</b> <b>a</b></p>	 <p><b>B</b> <b>b</b></p>	 <p><b>C</b> <b>c</b></p>
 <p><b>D</b> <b>d</b></p>	 <p><b>E</b> <b>e</b></p>	 <p><b>F</b> <b>f</b></p>
 <p><b>G</b> <b>g</b></p>	 <p><b>H</b> <b>h</b></p>	 <p><b>I</b> <b>i</b></p>







J



j K




k L


l



M



m N



n O


o



P



p Q



q R

r







S

s

T



t

u


u



V

v

W



w

X

x



y

y

Z



z



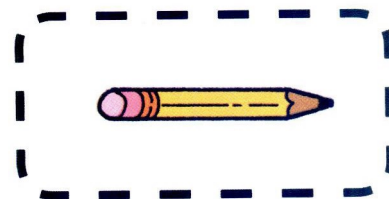






Units  
1-2



Unit 1




Unit 2








## Unit 3




## Unit 4



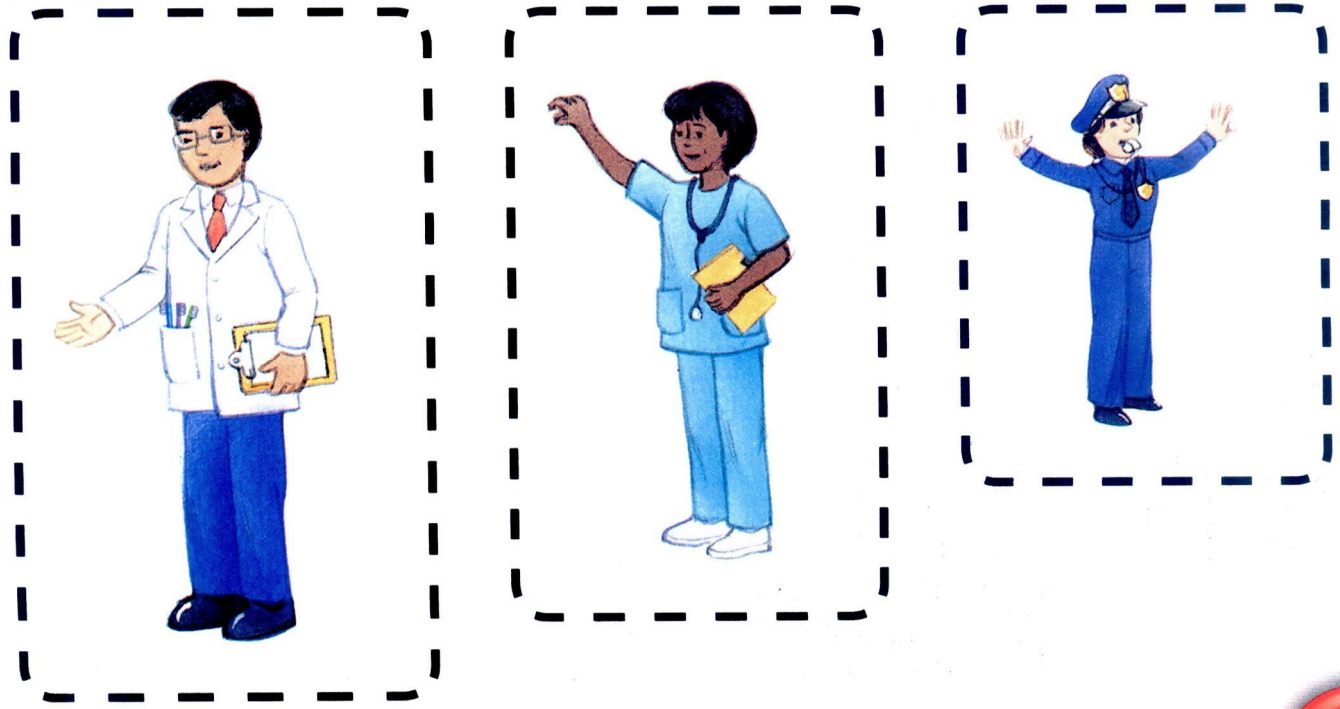




Units  
5-6



Unit 6








Units  
7-8



Unit 7










Unit 8







Unit  
9





## Now I Can! Stickers





# BACKPACK



**Second Edition**

Reach into **Backpack, Second Edition** for a richly illustrated, seven-level communicative program that motivates primary learners and supports teachers. *Backpack* is packed with kid-friendly topics, catchy songs and chants, stickers, games, stories, hands-on projects, and TPR activities. Young learners will succeed with *Backpack*!

## NEW Features

- All-NEW music engages students with a catchy, pop sound
- NEW values curriculum provides character education and strengthens the home-school connection
- NEW Picture Dictionary (Starter), Sound and Spelling Handbooks (Levels 1–3), and Grammar and Writing Handbooks (Levels 4–6) in the Student Books and Workbooks provide support and practice
- NEW Assessment Package offers teachers' tips, techniques, tests, and a test generator
- Content Readers with Teacher's Manuals (Levels 1–6) provide reading practice and content connections
- NEW Interactive Whiteboard Software engages students and helps sustain motivation

## Components

- Student Book with Picture Dictionary
- Workbook with Workbook CD
- Interleaved Teacher's Edition
- Class Audio CD
- Assessment Package
- Large-format Picture Cards
- Large-format Posters
- Teacher's Resource Book
- Video (DVD) with Guide
- Companion Website

**ir language**

مرجع زبان ایرانیان



**PEARSON**  
**Longman**



Backpack Companion Website  
<http://www.pearsonlongman.com/backpack>