

digi ZABAN

Mario Herrera

Christopher Sol Cruz

BIG ENGLISH



2ND EDITION
WORKBOOK



BIG ENGLISH



WORKBOOK

Contents


1	In My Classroom	2
2	My Games	12
3	In My House	22
Checkpoint Units 1–3		32
4	In My Town	34
5	My Dream Job	44
6	My Day	54
Checkpoint Units 4–6		64
7	My Favorite Food	66
8	Wild Animals	76
9	Fun All Year	86
Checkpoint Units 7–9		96
Extra Grammar Practice		98



digi ZABAN In My Classroom

Vocabulary

1 Listen and number.



2 Look at 1. Write.

cutting gluing listening coloring using writing

- 1 They're coloring the picture.
- 2 She's _____ her name.
- 3 They're _____ to a story.
- 4 She's _____ shapes.
- 5 He's _____ the computer.
- 6 He's _____ shapes.



13
3

Listen and sing. Then match and write.

a



b



Peter

c



d



Here's My Classroom!


Look! Here's my classroom.
And here are my friends!
Peter, Sarah, and Timothy,
Penny, Jack, and Jen!

Peter is **cutting paper**.
Penny is **writing her name**.
Sarah is listening to a story,
And Jack is playing a game.

Timothy is **counting**.
Jen is **gluing**.
We have fun and learn a lot.
What are your friends doing?

4

Draw your classroom. Then say.





How did I do?



5 Read and write.

What's Maria Doing?



- 1 How many Marias are there in the class?
There are _____ Marias.
- 2 What is one Maria doing?
She's _____ and _____.
- 3 What is the other Maria doing?
She's _____.

THINK
BIG

What do you like doing? Read and circle.

using the computer writing reading
listening cutting gluing
watching a movie playing a game

6 Look and match. Then say.

- 1 What's she doing?
She's listening to a story.
- 2 What are they doing?
They're watching a movie.
- 3 What's he doing?
He's gluing shapes.



7 Find the words. Circle.

coloring	counting	cutting	gluing
listening	playing	using	writing

e	s	d	x	d	g	d	v	m	c
m	i	n	g	i	l	u	r	e	o
n	g	a	t	f	a	s	g	k	u
g	o	p	l	a	y	i	n	g	n
c	o	l	o	r	i	n	g	e	t
u	n	g	t	u	n	g	l	d	i
t	g	o	i	f	g	a	u	g	n
t	l	i	s	t	e	n	i	n	g
i	s	w	r	i	t	i	n	g	a
n	p	a	e	n	t	t	g	i	t
g	i	f	o	i	a	s	f	n	o




What's he/she **doing**? He's /She's **reading** a book.

What **are** they **doing**? They're **gluing** pictures.

8

Look and write.



are they (x2) He's (x2) She's They're (x2) What's he (x2) What's she

- 1 What _____ doing? _____ listening.
- 2 _____ doing? _____ cutting.
- 3 _____ doing? _____ coloring.
- 4 What _____ doing? _____ playing a game.
- 5 _____ doing? _____ counting.



9 Look and match.



a gluing b playing c reading d writing

10 Look at 9. Write the answers.

- | | |
|------------------------|--------------------|
| 1 What are they doing? | They _____ a book. |
| 2 What's he doing? | He _____ shapes. |
| 3 What's she doing? | She _____ numbers. |
| 4 What are they doing? | They _____ soccer. |

How many pictures are there? **There's** one picture.

How many books are there? **There are** three books.

11 Look at 8. Read and ✓.

- | | | |
|-------------|------------------------------------|--|
| 1 There are | <input type="checkbox"/> one ball. | <input type="checkbox"/> four backpacks. |
| 2 There's | <input type="checkbox"/> one ball. | <input type="checkbox"/> four backpacks. |



12 Write the words and the number.

equals (x2) minus plus




6 pencils + 6 pencils = pencils




10 soccer balls - 5 soccer balls = soccer balls

13 Listen and read. Write + or -, =, and the number.



14 apples minus 8 apples equals apples.



10 markers plus 2 markers equals markers.



6 shapes plus 8 shapes equals shapes.

14 Find and circle th.

ss

v

zz

f
ff
ht
th
chwh
w
z

15 Read and circle th.

1

bath

2

path

3

this

4

that

16 Match the words with the same sounds.

1 they

a thin

2 math

b then

17 Listen and chant.

There are three crocodiles
Taking a bath.
They have thin mouths,
But big teeth!
Look out! Look out!



18 Read and match. Then say.

- 1 May I use the markers now?
- 2 Yes. Sit down, Mark. It's your turn.
- 3 It's fun taking turns!

a



b



c



19 Read and write.

fun Let's May now

Anita: _____ I use the computer _____?

Sam: Yes! _____ take turns.

Anita: OK. It's _____ taking turns!

20 Look and write. Use the correct form of the verb.

draw play sing use



1 What's she doing?

She's _____ a song.

3 What's he doing?

He's _____ on the board.

2 What are they doing?

They're _____ a game.

4 What are they doing?

They're _____ computers

21 Count and write. Use **is** or **are**.

Our Classroom

computer	
chairs	
boys	
girls	
teacher	

1 There is 1 computer

2 There _____ chairs.

3 There _____ boys.

4 There _____ girls.

5 There _____ teacher.

2

My Games

digi ZABAN

Vocabulary

1 Read and match. Then say.

1 kick a soccer ball

2 play basketball

3 skate

4 skateboard

5 ride a bike

6 play on the slide

a



b



c



d



e




f



35
2

Listen and sing. Then match.

a



b



Come On and Play

We're playing on the playground.
There are lots of games to play.
Soccer, baseball, and basketball.
What do you want to play today?

Paul likes to play on the swings.
Vera likes to play on the slide.
We all like to play hide-and-seek.
Are you ready to run and hide?

We're playing on the playground.
It's always so much fun.
Come on and play with us.
We play with everyone!

c



d



e



3

Draw. Then say.


My Games





4

Read and write.

We Like to Play Together!



What does your brother like to do?



1 What does Jamie like to do?

He likes _____.

2 What does Jenny like to do?

She likes _____.

3 What does Tony like to do?

He likes _____.

4 What do they all like to do?

They like _____.

THINK BIG

Circle the odd one out.




5 Follow the path. Count and write.

ten + ten + ten + ten
= forty balls

1 fourty balls

 = 10 balls



6 Look at 5. What do they like to do? Write.

jump ~~play baseball~~ ride her bike skate skateboard

- 1 They like to play baseball. 4 They like to _____.
- 2 He likes to _____. 5 She likes to _____.
- 3 She likes to _____.



What **does** he/she **like to do**? He/She **likes to skate**.

What **do** they **like to do**? They **like to play basketball**.


³⁹ **7** Write **do** or **does**. Then listen and match.

1 What _____
he like to do?

2 What _____
they like to do?

3 What _____
she like to do?

4 What _____
they like to do?



8 Look at 7. Write the answers.

- 1 He _____ ride his bike.
- 2 They _____ skate.
- 3 She _____ read.
- 4 They _____ play hide-and-seek.

9

Look and write.

behind


between

in front of

next to



Where
are they?



1 Dan is _____ Julia.

3 Tess is _____ Pat.

2 Amy is _____ Zach
and Mark.

4 Pat is _____ Tess.

10

Look at 5. Read and circle.

1 Pat likes to **skate** / **skateboard**.2 Amy likes to play **soccer** / **basketball**.3 Zach and Dan like to play **soccer** / **baseball**.4 Julia likes to **jump** / **ride her bike**.

How did I do?




Unit 2 17

11 Look and write.

bone foot
hand muscle



12 Listen and circle.



13 Find and circle ng and nk.

n m nk l
g k t ck
gg ng mm h

14 Read and circle ng and nk.

- 1 ring 2 pink 3 bang 4 ink

15 Match the words with the same sounds.

- 1 wing a sink
2 bank b sing

16 Listen and chant.

Sing a song about a king.
Thank you! Thank you!
He has a big, pink ring
And big, blue wings.
Thank you! Thank you!



17 Read and match.

1



Always wear a helmet
and knee pads.

a



2



Always put one leg
on each side.

b



3



Always sit down.

c



4



Always keep your
feet in front of you.


d



Review

18 Look and write. Where is Milo?

behind between
in front of next to



1 _____



2 _____



3 _____



4 _____

52 19 Listen and match. Then write.



- 1 What does Terry like to do? She likes _____.
- 2 What does Pete like to do? He likes _____.
- 3 What does Sarah like to do? She likes _____.
- 4 What does Mario like to do? He likes _____.




3

In My House

Vocabulary

1 Look and write. Then match.



2 Look at 1. What's in the rooms? Write.

- 1 There's a _____, a _____, and a _____ in the bedroom.
- 2 There's a _____, a _____, and a _____ in the kitchen.





Listen and sing. Circle the pictures from the song.

Where Are My Keys?

- 1 Where are my keys, Mom?
Your keys are on the chair.
The chair? Which **chair**?
There are chairs everywhere!



a



b



- 2 There's a chair in the living room
And one in the **bedroom**, too.
There are chairs in the dining room.
I don't know which chair. Do you?

a



b



- 3 Your keys are where you left them.
Put on your glasses and see.
They're on the chair **behind** you.
My keys are there! Silly me!



a



b






Look in your house. Count and write the number.

- 1 There are _____ chairs in the living room.
- 2 There are _____ chairs in the bedroom.
- 3 There are _____ chairs in the kitchen.
- 4 There are _____ chairs in the dining room.



5 Read and circle.

A family visit



- 1 The boys are Jamie's **brothers** / **cousins**.
- 2 The boys' mother is Jamie's **aunt** / **uncle**.
- 3 The boys are in the **bedroom** / **kitchen**.
- 4 The TV is in the **kitchen** / **living room**.

THINK
BIG

Count and write the numbers.

How many cousins do you have?

How many aunts do you have?

How many uncles do you have?

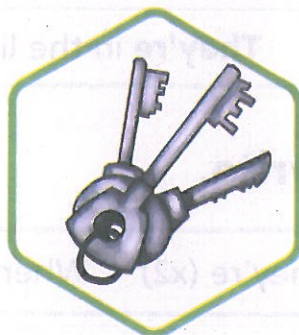


6 Listen and match.

1



a



living room

2



b



bedroom

3



c



bathroom

4



d



kitchen

Where's the TV? **It's** on the table.

Where **are** the chairs? **They're** in the living room.

7 Follow and write.

It's (x2) They're (x2) Where's (x2) Where are (x2)


- 1 Where's the table?
It's next to
 the couch.

- 2 _____ my keys?
 _____ behind
 the chair.

- 3 _____ his shoes?
 _____ on the chair.

- 4 _____ the oven?
 _____ next to
 the sink.


a



b



c



d



My mother's phone is on the dresser.

Ben's keys are on the table.

8 Look and write. Use 's.



They're _____ glasses.

2 Suzie →



It's _____ phone.

3 my mom →




It's _____ computer.

4 her brother →



It's _____ bike.

9 Read the puzzles. Look at 8. Then write.



1 It's behind the table, next to the chair. What is it?

It's her brother's bike.

2 It's on the table, between the lamp and the bike. What is it?

3 They're on the chair behind the kite. What are they?

4 It's on the dressing table, next to the backpack. What is it?



10 Write the names of the objects. Then write **old** or **new**.

bike computer fridge lamp phone TV













11 Listen and read. Match with the old objects in 10.

- 1 It's nearly 2,000 years old. It needs oil in it. The oil burns.
- 2 Today we put them in our backpacks. But you can't put this one in your backpack. It needs a big room!
- 3 It's very big, but the screen is very small.
- 4 It has two wheels – a big wheel and a small wheel.
When you ride it, you sit on the big wheel. It's fun!

☐

☐

☐

☐



12 Find and circle oo.

a

o

ee

u

oo

i

oa

ue

oe ow

ou ea

13 Read and circle oo.

1

moon

2

book

3

zoo

4

foot

14 Match the words with the same sounds.

1 food

a look

2 good

b cool

15 Listen and chant.

Look in my cookbook.
The food is good!
The food is cool!



72
16

Listen and number. Then say.

a



I put my dirty dishes in the sink.

b



I put my dirty clothes in the washing machine.

c



I put my toys in the toy box.

17

Look at 16. Find and write the words.

1

xbo

yot

2

niks


3

ngihsaw

hcamein

18

How do you keep your bedroom neat? Draw and write.




I



19 Look and write.

bathtub bed chair couch fridge lamp oven sink



20 Look at 19. Match.

- | | |
|-------------------------|---|
| 1 Where's the oven? | a They're in the dining room. |
| 2 Where's the bathtub? | b It's in the kitchen next to the sink. |
| 3 Where are the chairs? | c It's in the bathroom. |

21 Look at 19. Write.

- What's in the kitchen?
There's a _____ and an _____.
- What's in the bathroom?
There's a _____ and a _____.

1 Look, find, and number.



THINK BIG



MY CLASSROOM

2 Read and find. Circle the activities in the picture.

- 1 cutting paper
- 2 gluing shapes
- 3 using a computer

At your school:


What do you do on the playground and in the classroom?

In your house:

What do you have in your bedroom?

3 Think big, look, and draw.

One thing is in the bedroom, in the classroom, and on the playground. What is it?



4 In Your Classroom

Work in groups and share.






MY GAMES

- 4 play on the seesaw
- 5 play on the slide
- 6 play on the swings



MY HOUSE

- 7 a bed
- 8 a closet
- 9 a lamp



4

In My Town

Vocabulary

1 Look and match.

1 train station

a



2 movie theater

b



3 bank

c



4 restaurant

d



5 supermarket

e





Listen and sing. Circle the places on the map.

Maps Are Great!

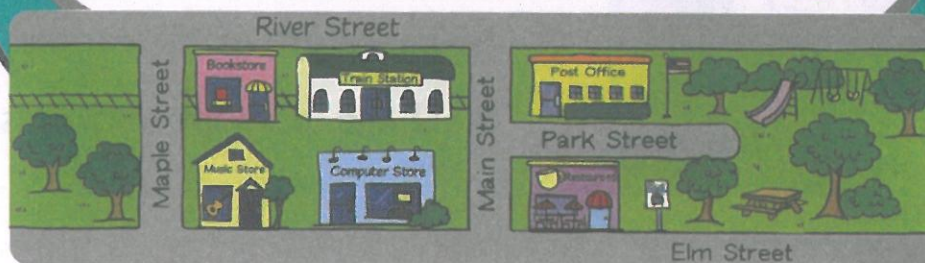
Where's the **bookstore**?
I want to buy a book.
Here, I have a map.
Come on. Let's take a look!

The bookstore is on River Street.
It isn't far from us.

Do you want to walk there?
No, thanks! Let's take the **bus**!

I want to mail a letter, too.
Is there a **post office**, do you know?
I'm looking at the map. Yes, there is.
It's near the bookstore. Come on. Let's go.

Maps are really great.
I use them every day.
In town or out of town,
They help me find my way!



3 What's in your town? Check (✓).


- ☐ bookstore ☐ post office ☐ bus stop
- ☐ gas station ☐ computer store




4

Read and ✓.

Is There a Bookstore?



I'm hungry.
Let's eat first.



What kind of shops are there?

- ☐ 1 There's a bookstore.
- ☐ 2 There's a movie theater.
- ☐ 3 There's a computer store.
- ☐ 4 There are restaurants.
- ☐ 5 There are supermarkets.



What is there in your town? Read and circle.

bank supermarket movie theater
restaurant train station



84
5

Listen and follow the path.



6

Look at 5. Write.

Where do they go?

1 post office

3 _____

5 _____

2 _____

4 _____



I/We/They/You **want to** mail a letter. He/She **wants to** go to the park.

7 Look and write **want to** or **wants to**.



me



Amy



Lisa



my brother

1 I _____ eat pizza.

2 Amy _____ go to the supermarket.

3 Lisa _____ buy a computer.

4 My brother _____ mail a letter.

8 Write.

the bookstore,
the movie
theater



the gas station,
the bank

I want to go _____

_____.

I _____

_____.

Mom wants to _____

_____.

She _____


_____.



Is there a post office near here? Yes, there is.

Is there a bank on Elm Street? No, there isn't.

9 Draw. Add a post office and a bookstore.



10 Look at 9. Write Yes, there is or No, there isn't.

1 Is there a bus stop on Pine Street?

Yes, there is

2 Is there a train station on Pine Street?

_____.

3 Is there a supermarket next to the post office?

_____.

4 Is there a movie theater between the post office and the bookstore?

_____.

5 Is there a gas station near the bus stop?

_____.

11 Look, read, and write.

bike boat bus train

1 In London, some children go to school by _____.



2 In Mexico City, many children go to school by _____.



3 In Bangkok, many children go to school by _____.



4 In Beijing, many children go to school by _____.



12 Listen, read, and write.

bike canals fast ground without



There are a lot of ¹ _____ in Bangkok. Sunan goes to school by boat.


Lars and his friends live in Amsterdam. They go to school by ² _____, on bike streets. Bike streets are safe streets ³ _____ cars.



In Mexico City, there a lot of cars on the street. Carmen goes to school by bus because it's ⁴ _____. Her school is near a bus stop.



Sophia goes to school under the ⁵ _____. There are 468 subway stations in New York! Sophia's apartment is near a station.



13 Find and circle **ai** and **oa**.

i oo a ou
ai au oe o
eu oa ie oi

14 Read and circle **ai** and **oa**.


1 rain 2 coat 3 train 4 boat

15 Match the words with the same sounds.

1 road a wait
2 tail b soap

16 Listen and write **ai** and **oa**. Then chant.

Wear a ¹c____t
To ²s____ l the ³b____t!
Drive the ⁴tr____n
In the ⁵r____n!




17 Read, look, and circle.

1 I **look** / **don't look** left, then right, then left again before I cross the street.

a



b



2 I wait for the **blue** / **green** man.

c



3 I **always** / **never** cross at the crosswalk.

18 Find and write the words.

R S O C S A S Y L E F
 □ R O □ S S □ □ E □ □ !

19 Write **want to** or **wants to**. Then match.

- | | |
|---|--|
| <p>1 We _____ buy fruit.</p> <p>2 She _____ go by train.</p> <p>3 You _____ go to the bookstore.</p> <p>4 He _____ buy gas.</p> | <p>a There's a bookstore behind the supermarket.</p> <p>b There's a gas station near Park Street.</p> <p>c There's a supermarket on Elm Road.</p> <p>d There's a train station on London Road.</p> |
|---|--|

20 Read, look, and circle.

- 1 In Mexico City, many children go to school by **bus** / **boat**.
- 2 In Beijing, many children go to school by **train** / **bike**.
- 3 In London, many children go to school by **boat** / **train**.
- 4 In Bangkok, many children go to school by **boat** / **bike**.



21 Look at 19. Write **Yes, there is** or **No, there isn't**.

- | | |
|--|--|
| <p>1 Is there a supermarket on Park Street?</p> <p>_____</p> | <p>2 Is there a train station on London Road?</p> <p>_____</p> |
|--|--|





My Dream Job

Vocabulary

1 Find, circle, and match.



pilot




vet



doctor



artist



singer



actor

a	p	e	o	c	k	a
d	s	i	n	g	e	r
o	p	b	l	d	w	t
c	i	v	r	o	t	i
t	s	i	e	d	t	s
o	v	p	r	t	s	t
r	h	a	c	t	o	r

2 Look and circle.



1 chef / writer




2 athlete / dancer



3 Listen and sing. Then write.



pilot



teacher

Hey, What Do You Want to Be?

Hey, what do you want to be?
You have to choose just one.
There are so many different jobs.
I want one that is fun!

I want to be a ¹ _____
And an athlete, too.
Or maybe a ² _____.
What about you?

I want to be an ³ _____,
And I want to be a vet.
I want to be a ⁴ _____, too.
Then I can fly a jet!

Chorus



actor



dancer

4 Write and draw.

I want to be a / an

_____.



5 Read and circle.

Dream Jobs!



- 1 Jenny wants to be a **singer** / **writer**.
- 2 Dan wants to be a **writer** / **singer**.
- 3 Jenny and Dan are talking to their **friend** / **teacher**.

6 Read the story again. What do they like to do? Match.

- 1 eat
- 2 dance
- 3 sing
- 4 write



Read and circle. I like music. I want to be
a _____ and a _____.

chef dancer singer writer

7 Read and write.

to draw to fly to sing to write

1



What do you want to be?

I want to be a singer.
I like _____.



2



What do you want to be?

I want to be an artist.
I like _____.



3



What do you want to be?

I want to be a pilot.
I like _____.



4



What do you want to be?

I want to be a writer.
I like _____.



8 What do you like to do? Write and draw.

I like _____
_____.



What **do** you **want to be**?

I **want to be** an actor.

What **does** he/she **want to be**?

He/She **wants to be** a doctor.

9 Look, match, and write.

1 What do you want to be?



a I like to act.

I _____ an actor.

2 What _____ you _____?



b I like to cook.

I _____ to be a chef.

3 What _____?



c I like to dance.

I _____.

4 What _____?



d I like animals.

I _____.

10 Look and write.

1



_____?

She wants to be a dancer.

2



_____?

He wants to be a teacher.

3



_____?

She wants to be a doctor.

4




_____?

He wants to be an athlete.

11

Look and write.



- 1 What does she want to be? _____
- 2 What does he want to be? _____
- 3 What does she want to be? _____
- 4 What does he want to be? _____

12

Read and match. Then write.

to cook to run

- 1 What does he want to be? a She wants to be a chef.
She likes _____.
- 2 What does she want to be? b He wants to be an athlete.
He likes _____.

13 Look and write.

farmer hairdresser server



1



2



3

**14 Read and write. Then listen and check.**

cut grows makes sells takes

Goods are products. People produce goods: a farmer ¹ _____ food, and a carpenter ² _____ a table. People also buy and sell goods. Food, books, clothes, and houses are goods.

Some people don't produce goods. They provide services. Hairdressers ³ _____ your hair. Nurses take care of you. These are services.

A restaurant provides goods and services. It ⁵ _____ goods – food and drink. It also provides a service when the server ⁶ _____ the food to the tables.



15 Find and circle **ar**, **er**, and **or**.

e ur or r
a er ee o
ar ir i ae

16 Read and circle **ar**, **er**, and **or**.

1 arm 2 corn 3 teacher 4 car

17 Match the words with the same sounds.

1 singer a for
2 born b art
3 cart c letter

110 18 Listen and write **ar**, **er**, and **or**. Then chant.

I want to be a ¹sing ____
²____ an artist painting ³____t.
I want to be a ⁴teach____
Or a farmer with a ⁵c____t!



19 Look, write, and match.

1 I like art.

a



I want to be a

_____.

2 I like science.

b



I want to be an

_____.

3 I like math.

c



I want to be a

_____.

4 I like music.

d



I want to be a

_____.

20 Find and write the sentences.

1 **math. I like** _____

2 **I be to a want teacher.** _____

3 **I art. like** _____

4 **writer. want a to be I** _____

21 Look and write. What do they want to be?

actor artist chef dancer teacher vet

ACROSS →

3



5



6



DOWN ↓


1



2



4



22 Write. What do you want to be? Why?

6

My Day

Vocabulary



Listen and ✓. Then write.

1

a


☐

b



☐

2

a


☐

b


☐

3

a


☐

b


☐

4

a


☐


b


☐

2


Read, draw, and say.

1



one o'clock

2



ten o'clock




118
3

Listen and sing. Look at the pictures. Then number in order.

What Time Is It?

a



b



Tick, tock. It's seven o'clock.
Time to **get up** and get dressed.
I want to stay in bed,
But it's time to brush my teeth!

Tick, tock. It's eight o'clock.
At nine o'clock, I **start school**.
I eat my breakfast and get my
books.

I love school, it's cool!

c



Tick, tock. It's three o'clock.
There's no more school today.
I do my homework, and I **go out**.
And there's my friend to play.

Now it's evening, and it's eight
o'clock,

And it's time to **go to bed**.
I watch TV and read my book.
Time to sleep now, good night!

d



4


Look at 3. Write.

- 1 I get up at _____.
- 2 I start school at _____.
- 3 I go out at _____.
- 4 I go to bed at _____.



5 Read. Then write in order.

Max's Day



- 1 _____
- 2 _____
- 3 _____
- 4 _____
- 5 _____

Max comes home.

Max eats.

Max gets up.

Max goes out.

Max sleeps again.

THINK BIG

How many hours do I sleep?

I go to bed at _____ in the evening.

I get up at _____ in the morning.

I sleep for _____ hours.





Listen and write.

1 get up: 7:00

2 start school:

3 finish school:

4 go out:

5 watch TV:

6 go to bed:



Look at 6. Write.

- 1 When do you get up?
- 2 When do you start school?
- 3 When do you finish school?
- 4 When do you go out?
- 5 When do you watch TV?
- 6 When do you go to bed?



I get up at seven o'clock.

I start school at _____.

I finish school at _____.

I do homework at _____.

I eat dinner at _____.

I go to bed at _____.



When **does** he/she **get up**?

He/She **gets up** at 6:00.

When **do** you/they **go to bed**?

I/They **go to bed** at 8:00.

When **does** the movie **start**?

It **starts** at 7:00.

8

Read and circle. Then draw and write the time.

1 When **do** / **does** she play soccer?

She **play** / **plays** soccer at 4:00.



4:00

2 When **do** / **does** he watch TV?

He **watch** / **watches** TV at 5:00.



3 When **do** / **does** you eat lunch?

I **eat** / **eats** lunch at 1:00.



4 When **do** / **does** they get up?

They **get** / **gets** up at 7:00.

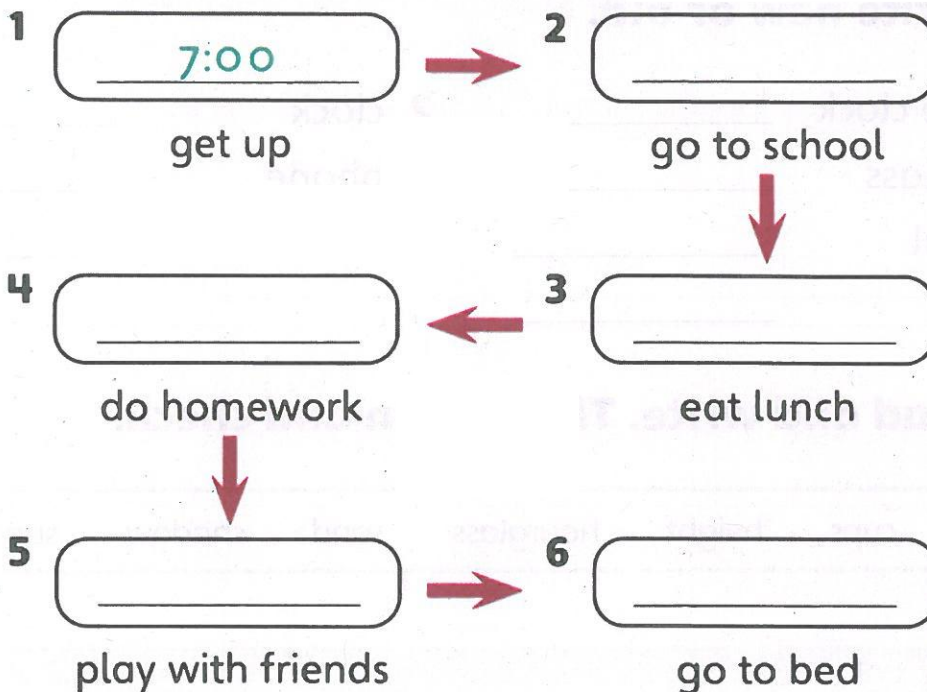


5 When **do** / **does** the bus come?

The bus **come** / **comes** at 10:00.



9 Write about you. Add the times.



10 Look at 9. Write.

1 When do you get up?

I get up at 7:00.

2 When do you go to school?

3 When do you do eat lunch?

4 When do you do homework?

5 When do you play with friends?

6 When do you go to bed?



11 Are these ways to tell the time new or old?
Write **new** or **old**.

- | | | | |
|----------------|-------|---------------|-------|
| 1 candle clock | _____ | 2 clock | _____ |
| 3 hourglass | _____ | 4 phone | _____ |
| 5 sundial | _____ | 6 water clock | _____ |
| 7 watch | _____ | | |


12 Read and write. Then listen and check.

candle cups height hourglass sand shadow sundial water



This is a ¹_____ clock. When it burns, it gets shorter. The ²_____ of the candle tells you the time. You can use this clock in the day and the night.

An ³_____ uses sand to tell the time.
The ⁴_____ falls from the top to the bottom.



A ⁵_____ clock uses water to tell the time.
It works like an hourglass. It has two ⁶_____.
The water falls from one cup to the other.

A ⁷_____ uses the sun to tell the time.
The sun makes a shadow on the sundial. The
⁸_____ tells the time.



13 Find and circle **ch**, **tch**, and **sh**.

c

ss

th

sh

t

k

ch

h

tch

s

tt

sc

14 Read and circle **ch**, **tch**, and **sh**.

1

ship

2

chin

3

witch

4

fish

5

rich

15 Match the words with the same sounds.

1 match

a shop

2 chip

b watch

3 dish

c lunch

130
16

Listen and write **ch**, **tch**, and **sh**. Then chant.

Watch the ¹wi____,
She's having ²lun____!
Fries and ³fi____
From a ⁴di____!



17 School starts at 8:00. Help Anna get to school on time. Follow the paths and choose 😊 or ☹️.



She gets up at six o'clock.

She eats breakfast at seven o'clock.

She gets to school at eight o'clock.



She gets her backpack ready the night before school.

She brushes her teeth at nine o'clock.

She gets to school at ten o'clock.

18 How do you get to school on time? Check (✓) and draw one step.

- ☐ I get up early on school days.
- ☐ I get dressed quickly and eat breakfast.
- ☐ I get my backpack ready the night before school.
- ☐ I always get to school on time.



19

Write the words. Then color the times.

brushes – green

finishes – brown


o'clock – orange

school – blue

six – purple

homework – red

- 1 I start _____ at nine o'clock.
- 2 He _____ his teeth at eight o'clock.
- 3 The movie _____ at five o'clock.
- 4 I do my _____ at four o'clock.
- 5 She reads a book at seven _____.
- 6 They eat chicken and salad at _____ o'clock.



20

Look and learn.



- 1 When _____ they eat lunch?
They _____ lunch at _____.



- 2 When _____ she brush her teeth?
She _____ her teeth at _____.



- 3 When _____ he go to bed?
He _____ to bed at _____.

How did I do?



1 Look, find, and number.



MY TOWN


- 1 bus stop
- 2 computer store
- 3 supermarket

2 Mark is visiting a small town. What can he do? Look at the town and ✓.


Mark's To-do List

- | | |
|---|--|
| <input type="checkbox"/> buy a book | <input type="checkbox"/> mail a letter |
| <input type="checkbox"/> go to a restaurant | <input type="checkbox"/> buy fruit |
| | <input type="checkbox"/> watch a movie |

3 Think and draw. In the town, there isn't a _____.



4 Use the list in 2. Write a paragraph about Mark's day. Write a title.



Q DREAM JOBS

- 4 artist
- 5 doctor
- 6 athlete

Q MY DAY

- 7 brush teeth
- 8 get up
- 9 go to bed





digi ZABAN My Favorite Food

Vocabulary

1 Look and match.

12

11

10

9

8

7

6

5

4

3

2

1

a bananas b carrots c cheese
d apples e yogurt f potatoes
g strawberries h chicken i spaghetti
j lemonade k pineapple l tomatoes

2 Look and write.

I like _____ and _____
I don't like _____.




138
3

Listen and sing. Match and write.

a



b



c



d



e



f



Let's Eat Lunch!

It's twelve o'clock.

Let's eat lunch!

I have some bananas.

We can eat a bunch!

Do you like tomatoes?

I like tomatoes. I really do.

What about potatoes?

I like potatoes, too. Do you?

Carrots and corn,

Chicken and cheese,

I like them all.

Can I have more, please?

Have some lemonade

And a sandwich, too.

You and I can share some pie.


I like eating lunch with you.

4

Write and draw.




What do you want?

I want _____.



5 Read. Then circle **T** for true or **F** for false.

Do You Like Fruit?



- | | | |
|-------------------------------|----------|----------|
| 1 It's six o'clock. | T | F |
| 2 Dan and Jamie want a snack. | T | F |
| 3 Dan likes bananas. | T | F |
| 4 Jamie doesn't like bananas. | T | F |
| 5 Dan likes pineapple. | T | F |



Circle the fruit.

carrots

oranges

potatoes

chicken

yogurt

bananas

apples



142
6

What do you like? Listen and circle.

1 a



b



2 a



b



3 a




b



7

Look and write.

1



I like _____

I don't like _____

2



I like _____

I don't like _____

3



I like _____

I don't like _____

4



I like _____

I don't like _____

Do you like fruit?

Yes, I **do**. I like apples and bananas.
No, I **don't**. I like cheese.

Do they like vegetables?

Yes, they **do**. They like carrots and potatoes.
No, they **don't**. They like fruit.

Does he/she like fruit?

Yes, he/she **does**. He/She likes pineapple and strawberries.
No, he/she **doesn't**. He/She likes yogurt.

8

Look and circle.

1



Do / Does she like strawberries?

Yes, she **do / does**.

2



Do / Does he like tomatoes?

No, he **don't / doesn't**.

3



Do / Does they like corn?

Yes, they **do / does**.

9

Match. Then write.

1 Do you like chicken?

a 😊 Yes, he _____.

2 Do they like tomatoes?





















b 😞 No, I _____.

3 Does he like yogurt?

c 😊😊 Yes, they _____.



10

				
Suki				
Ruben				
Mary				
You				



= like



= doesn't like

- 1 Does Suki like carrots? Yes, she does.
- 2 _____ Ruben _____ chicken? _____.
- 3 _____ Mary _____ potatoes? _____.
- 4 _____ Mary and Ruben _____ yogurt?
_____.
- 5 _____ you _____ yogurt? _____.

11

Read and circle. Then answer for you.

- 1 Does your **mom** / **friend** / **brother** like vegetables?

- 2 Do your **parents** / **friends** / **brothers** like fruit?


- 3 Does your **dad** / **friend** / **sister** like spaghetti?




12

Are the snacks healthy or unhealthy? Put a ✓ or a ✗.

a



b



c



d



e



f

144
13

Read and write. Then listen and check.

healthy labels salt sugar unhealthy

Some foods are healthy and good for our body. Some snacks are ¹_____ because they have too much sugar, fat, or salt in them.

²_____ in cookies and candy makes us fatter and is bad for our teeth.

Too much fat also makes us fatter. Too much fat and salt is bad for our heart. Chocolate has a lot of fat in it, and chips have a lot of ³_____ in them.

Always read the ⁴_____ on snacks and choose only ⁵_____ snacks.



14 Find and circle **ee** and **ie**.

e ai i ie
ey a ee ea
oi ar u ei

15 Read and circle **ee** and **ie**.

1 bee 2 tie 3 sheep 4 pie

16 Match the words with the same sounds.

1 lie a feet
2 see b cried

150
17 Listen and write the words. Then chant.

"1 _____ the 2 _____!"
3 _____ the 4 _____.
"5 _____ the 6 _____!"
7 _____ the 8 _____.



18 Look and circle.



= healthy



= unhealthy

1



salad



2



chips



3



cookies



4



carrots



5



chocolate



6



apples



19 Find and write the sentences.


1 one Just please. cookie,



2 thanks. No me, chips for



20 What do you like? Look and write five foods.



21 Look and write.

1



Does he like bananas?

Yes, _____. 😊

2



He _____ carrots. 😊

He _____ cheese. 😞

3



Does she like chicken?

No, _____. 😞

She _____ yogurt. 😊

4



They _____ cheese. 😞

They _____ chicken. 😊


8

Wild Animals

Vocabulary

1 Look and write.

cheetahs giraffes hippos kangaroos
monkeys polar bears zebras



2 Look and match.

1 crocodile 2 elephant 3 cheetah 4 peacock





Listen and sing. Write the words.

To the Zoo!



I really like animals!
Do you like them, too?
That's why I'm so happy.
We're going to the zoo!

A¹ _____ can jump.

A² _____ can jump, too.

Crocodiles can chase and swim.
And you, what can you do?

A³ _____ can't fly or jump up high.

An⁴ _____ can't climb trees.

Fish can't run, and hippos can't fly.

Come and see them.

Oh, yes, please!

Now it's time to say goodbye

To every animal here.

But we can come back

And see them every year!



kangaroo



elephant



monkey



giraffe



What animals do you like seeing at the zoo?

How did I do?



5

Read and circle.



Monkeys Are Great!

Why do you like monkeys?

Monkeys are great! They can climb trees. They can jump.

So why do you like hippos?

A hippo has a big mouth. It can eat a lot of food – like I can!



- 1 **Monkeys / Hippos** can climb trees.
- 2 **Monkeys / Hippos** can eat a lot of food.
- 3 **Monkeys / Hippos** can jump.
- 4 **Monkeys / Hippos** have big mouths.
- 5 **Jamie / Jenny** can eat a lot.

Where can you see these animals? Think and write.

THINK
BIG

cow

crocodile
giraffe

dog
sheep

duck
zebra

elephant

Zoo

Farm

167
6

Listen. Write and match.

elephant

kangaroo

lion

monkey

1



monkey

a claws

2



b trunk

3



c tail

4



d pouch

7

Draw an animal. Then write answers.



1 What is it? _____

2 Can it climb trees? _____

3 Can it fly? _____

4 Does it have a tail? _____



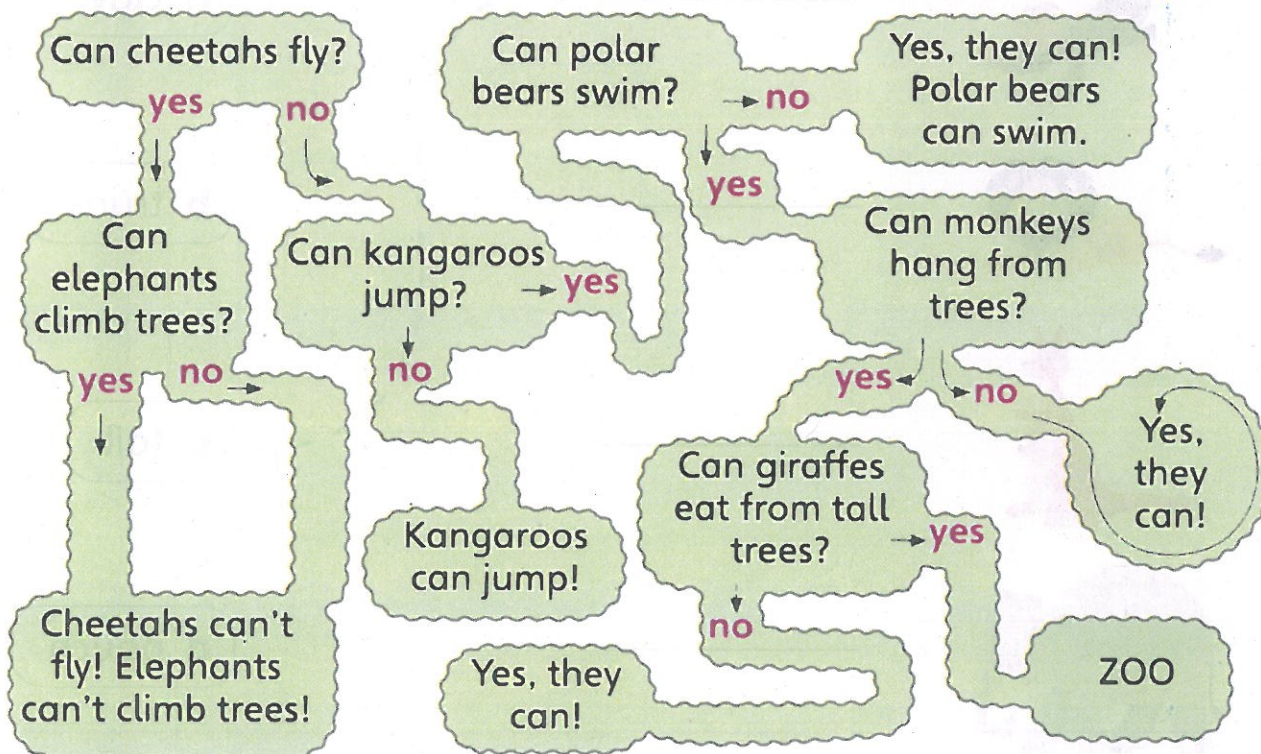
Can a kangaroo jump? Yes, it **can**.

Can an elephant jump? No, it **can't**.


Can kangaroos jump? Yes, they **can**.

Can elephants jump? No, they **can't**.

8 Read and answer. Follow the correct path to the zoo.




9 Match and write. Use **can** or **can't**.

1  Can a giraffe swim?


a Yes, they _____.



2  Can monkeys climb trees?

b Yes, it _____.



3  Can a cheetah chase animals?

c No, it _____.



10 Look at the chart. Write questions and answers.

	run	jump	climb trees	catch animals
1 giraffes	yes	no	no	no
2 polar bears	yes	yes	yes	yes
3 hippos	yes	no	no	no
4 cheetahs	yes	yes	yes	yes
5 zebras	yes	yes	no	no
6 kangaroos	no	yes	no	no

1 Can giraffes _____ run?

Yes _____, they can _____.

2 _____ jump?

_____, they _____.

3 _____ climb trees?

_____, they _____.

4 _____ catch animals?


_____, they _____.

5 _____ run?

_____, they _____.

6 _____ climb trees?

_____, they _____.



11 Read and write.

- 1 Tigers live in the _____.
- 2 Fish live in the _____.
- 3 A lizard lives in the _____.
- 4 A deer lives in the _____.

desert
forest
jungle
ocean

12 Listen, read, and match.


- 1 It's hot, and it rains a lot. Monkeys, birds, butterflies, and tigers live here. _____



- 2 It's cool and dark in the forest, and there are a lot of trees. _____



- 3 Lizards and snakes live here. There aren't many plants because it's very dry. _____

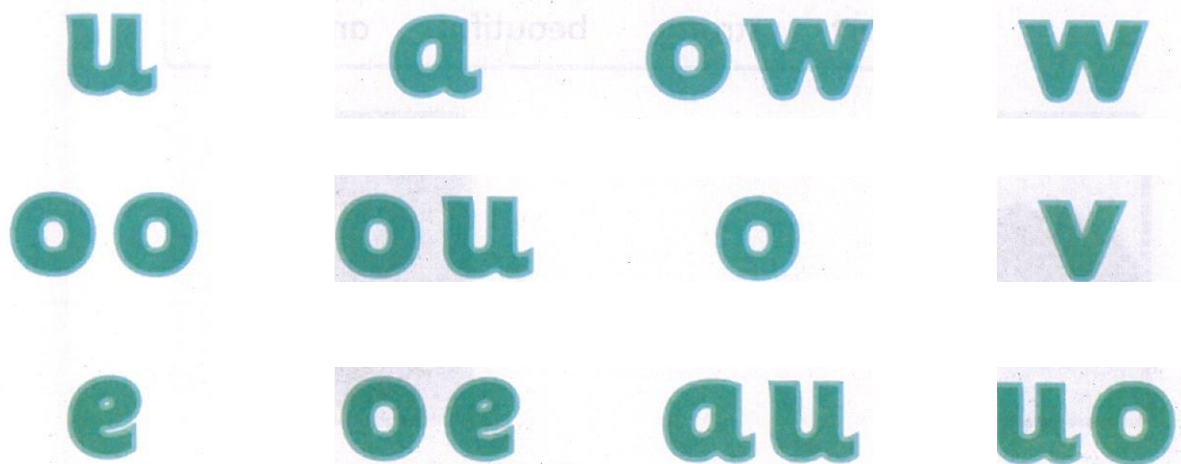


- 4 The ocean covers 71% of the planet. Many kinds of fish live in the ocean. _____

- a About 6% of the planet is desert.
- b Deer, raccoons, and foxes live here, too.
- c Whales and seals also live in the salty water.
- d The jungle covers only 2% of the planet, but 50% of all plant and animals live here.



13 Find and circle **ou** and **ow**.



14 Read and circle **ou** and **ow**.

- 1 you 2 owl 3 soup 4 cow

15 Match the words with the same sounds.

- 1 down a route
2 group b town

16 Listen and write the words. Then chant.

An ¹ _____ went
² _____ to ³ _____
To see a ⁴ _____ of
⁵ _____ drinking
⁶ _____.



172
17

Look, listen, and write.

smart

strong

beautiful

amazing




1 I like peacocks.

They're so _____.




2 Monkeys are so _____.



3 Giraffes are _____.

Their necks are so long.



4 Elephants are very _____.

18

Find and write the describing words.

1 _____ z a a m n g i

2 _____ a m s t r

3 _____ f l u t i u e b a

4 _____ o g n t s r

19 Look and write.

ACROSS →

3



5



6



DOWN ↓


1



2



4



20 Write. Then match the questions with the answers.

- | | |
|-------------------------------|--------------------|
| 1 _____ a monkey climb trees? | a No, they _____. |
| 2 _____ parrots fly? | b Yes, it _____. |
| 3 _____ a peacock swim? | c Yes, they _____. |
| 4 _____ snakes run? | d No, it _____. |





digi ZABAN Fun All Year

Vocabulary

1 Number the months in order.

April						
SUN	MON	TUE	WED	THU	FRI	SAT
1	2	3	4	5	6	7
8	9	10	11	12	13	14
15	16	17	18	19	20	21
22	23	24	25	26	27	28
29	30					

August						
SUN	MON	TUE	WED	THU	FRI	SAT
	1	2	3	4		
5	6	7	8	9	10	11
12	13	14	15	16	17	18
19	20	21	22	23	24	25
26	27	28	29	30	31	

December						
SUN	MON	TUE	WED	THU	FRI	SAT
						1
2	3	4	5	6	7	8
9	10	11	12	13	14	15
16	17	18	19	20	21	22
23	24	25	26	27	28	29
30	31					

February						
SUN	MON	TUE	WED	THU	FRI	SAT
						1
						2
3	4	5	6	7	8	9
10	11	12	13	14	15	16
17	18	19	20	21	22	23
24	25	26	27	28	29	

January						
SUN	MON	TUE	WED	THU	FRI	SAT
1	2	3	4	5	6	7
8	9	10	11	12	13	14
15	16	17	18	19	20	21
22	23	24	25	26	27	28
29	30	31				

July						
SUN	MON	TUE	WED	THU	FRI	SAT
1	2	3	4	5	6	7
8	9	10	11	12	13	14
15	16	17	18	19	20	21
22	23	24	25	26	27	28
29	30	31				

June						
SUN	MON	TUE	WED	THU	FRI	SAT
						1
						2
3	4	5	6	7	8	9
10	11	12	13	14	15	16
17	18	19	20	21	22	23
24	25	26	27	28	29	30

March						
SUN	MON	TUE	WED	THU	FRI	SAT
						1
						2
3	4	5	6	7	8	9
10	11	12	13	14	15	16
17	18	19	20	21	22	23
24	25	26	27	28	29	30
31						

May						
SUN	MON	TUE	WED	THU	FRI	SAT
						1
						2
						3
4	5	6	7	8	9	10
11	12	13	14	15	16	17
18	19	20	21	22	23	24
25	26	27	28	29	30	31

November						
SUN	MON	TUE	WED	THU	FRI	SAT
						1
						2
						3
4	5	6	7	8	9	10
11	12	13	14	15	16	17
18	19	20	21	22	23	24
25	26	27	28	29	30	

October						
SUN	MON	TUE	WED	THU	FRI	SAT
						1
						2
						3
						4
						5
6	7	8	9	10	11	12
13	14	15	16	17	18	19
20	21	22	23	24	25	26
27	28	29	30	31		

September						
SUN	MON	TUE	WED	THU	FRI	SAT
						1
						2
						3
						4
						5
						6
						7
						8
						9
						10
						11
						12
						13
						14
						15
						16
						17
						18
						19
						20
						21
						22
						23
						24
						25
						26
						27
						28
						29
						30

2 Read and write the months.

1 This month has five letters.

This month is before April.

2 This month has six letters

This month is after July.

3 This month has eight letters.

This month is between
October and December.





Listen and sing. Then write.

I Like July!

¹ _____ is my favorite month.

I like ² _____, too.

I'm happy and on vacation,
There is so much to do!

I also like ³ _____.

That's when I start school.

I'm so excited, aren't you?
My friends will be there, too!

I don't like ⁴ _____.

It's very, very cold.

But then it is my birthday, too.
This year, I'm eight years old!

August

July

December

September




What month do you like? Write. Then circle how many days it has.

S	M	T	W	T	F	S
		1	2	3	4	5
6	7	8	9	10	11	12
13	14	15	16	17	18	19
20	21	22	23	24	25	26
27	28	29	30	31		



5 Read and write.

Fun in August!



- 1 Jenny's favorite month is _____.
- 2 Jenny _____ goes on vacation in December.
- 3 Dan _____ goes on vacation in the winter.
- 4 It's too _____ in the winter.



What do you do in December?

I always _____ in December.
I never _____ in December.



Listen. Then circle and match.

1 Mother's Day is in **May / March**.
Mom wants to go to
the park / the beach.

2 Father's Day is in **June / July**.
Dad always goes to a
baseball / basketball game.

3 Children's Day is in
October / November.
They want to visit their
cousins / friends.

4 Grandparents' Day is in
September / December.
Grandma wants to
skateboard / see a movie.

5 Molly's birthday is in
January / June.
She always **has a party /**
eats cookies.

a



b



c



d



e



What does he/she do in January?

He/She **always** has a New Year's party in January.

What do they do in the spring?

They **always** play baseball in the park.

Do you go on vacation in the winter?

No, I/we don't. I/We **never** go on vacation in the winter.

7 Look at the calendar. Then read and circle.

1 Do they have a New Year's party in June?

No, they **always** / **never** have a New Year's party in June.

2 What do they do in June?

They **always** / **never** visit their cousins in June.

3 What do they celebrate in June?

They **always** / **never** celebrate Father's Day in June.

4 Do they have Billy's birthday party in June?

No, they **always** / **never** have his birthday party in June.

It isn't Billy's birthday.

June

Sun	Mon	Tues	Wed	Thur	Fri	Sat
				1	2	3
4	5	6	7	8	9	10 Visit Cousins
11	12	13	14	15 Sally's Birthday	16	17
18 Father's Day	19	20	21	22	23	24 Beach
25	26	27	28	29	30	

8 Answer about you. Write and circle.

Do you go on vacation in June?

_____, I _____. I **always** / **never** go on vacation in June.

9 Look and write **always** or **never**.

Hi, I'm Julia. I always skate on ice in the winter.



	winter	spring	summer	fall
always	 skate on ice	 have a party	 swim	 visit my cousins
never	 ride my bike	 go on vacation	 go to school	 celebrate New Year's

- What does she do in the winter?
She _____ rides her bike. She _____ skates on ice.
- What does she do in the spring?
She _____ has a party. She _____ goes on vacation.
- What does she do in the summer?
She _____ swims. She _____ goes to school.
- What does she do in the fall?
She _____ celebrates New Year's. She _____ visits her cousins.

10 Choose a season. Then answer about you.

What do you do in the _____?

I always _____. I never _____.

11 Read and match for you.

In my country,

- | | |
|-----------------------------|------------------|
| 1 December and January are | a in the spring. |
| 2 April and May are | b in the summer. |
| 3 July and August are | c in the fall. |
| 4 September and October are | d in the winter. |

12 Listen, circle, and match.

- On May Day, children in England hold **wishes / ribbons** and dance around a **tree / pole**.
- In February and March, there are carnivals in Italy. People wear masks and throw small pieces of paper called **bamboo / confetti**.
- The Mid-Autumn Festival in China happens when the **star / moon** is very big. Children wear **ribbons / costumes** and eat mooncakes.
- In the summer, people in Japan celebrate Tanabata, the star festival. They **hang / wear** wishes on a bamboo **ribbon / wish** tree.

a



b



c



d



13 Write the alphabet in the correct order.

Aa	---	---	__ d	---	F	---	__ h	I	---
Q	---	O	---	M	---	__ k	---		
---	---	__ t	---	V	---	__ x	Y	---	---

14

Listen and write the letters and words. Then chant.



A, B, C, ¹____, E, ²____, G.

I can see an ant and a ³____.
What can you see?



H, I, ⁴____, K, L, ⁵____, N, O, ⁶____.

I can see a ⁷____ and some ink. What can you see?

Q, ⁸____, S, T, ⁹____, V.

I can see a ¹⁰____ and a snake.
What can you ¹¹____?

W, ¹²____, Y, and ¹³____.

¹⁴____ yellow wolves and
a ¹⁵____ are what I see!



15 Read, look, and match.

1 In the spring, he rides his bike.

2 In the summer, she likes to swim.

3 In the fall, they rake leaves.

4 In the winter, they skate on ice.

a



c



b



d



16 Find and write the words. Then match each season with the months in your country.

1 t n r e w i _____

2 r p s g n i _____

3 l a f l _____

4 m r e u s m _____

a December, January, February

b March, April, May

c June, July, August

d September, October, November

17

Complete the dialog.

always	Do	don't
never	What	

Maria: 1 _____ do you do in the winter?

Peter: We 2 _____ skate on ice.

Maria: We always visit our cousins in the winter.

We 3 _____ skate on ice.

Peter: 4 _____ you swim at the beach in the summer?

Maria: No, we don't. We 5 _____ swim at the beach in the summer. We always go to the swimming pool and eat ice cream!

18

Draw and write about you.

1 What do you always do in the fall?

2 What do you never do in the spring?



1 Look, find, and number.



FOOD

- 1 carrots
- 2 cheese
- 3 bananas

2 Look at 1 and write. Add one food word, one animal word, and one month word.

3 Look at the table, think, and circle one food in red:

What do you like to eat for lunch?

4 Look at the table, think, and circle one food in blue:


What do you never eat for lunch?

5 Look, think, and circle in green.

There's a hat on an elephant. That's silly.
What other silly things can you see?

6 In Your Classroom

Work in groups and share.



Q ANIMALS

4 zebra

5 elephant

6 giraffe

Q MONTHS

7 summer month

8 winter month

9 fall month



What's he/she **doing**? He's/She's **reading** a book.

What **are** they **doing**? They're **gluing** pictures.

1 Circle the correct form of the verb. Then match.



1 What **is** / **are** he doing?

a She's coloring.

2 What **is** / **are** they doing?

b They're watching a movie.

3 What **is** / **are** she doing?

c He's counting.

How many pictures are there? **There's** one picture.

How many books are there? **There are** three books.

2 Look and write. Use **There's** or **There are**.

1 _____ one teacher.

2 _____ one book.

3 _____ nine students.



What **does** he/she **like to do**? He/She **likes to skate**.

What **do** they **like to do**? They **like to play basketball**.


1 Read and circle.

- 1 What **do** / **does** he like to do?
He **like** / **likes** to play basketball.
- 2 What **do** / **does** they like to do?
They **like** / **likes** to play hide-and-seek.
- 3 What **do** / **does** she like to do?
She **like** / **likes** to jump.



2 Look and write the question. Then write the answer.

listen use



What _____ doing?
He _____ the computer.




What _____ doing?
They _____
to music.

Where's the TV? **It's** on the table.

Where **are** the chairs? **They're** in the living room.

1 Look and write **Where's** or **Where are**.



- 1 _____ the keys? 2 _____ the phone?
3 _____ the soccer ball? 4 _____ the skates?

2 Look at 1. Answer the questions.

- 1 _____ in the bedroom. 2 _____ on the bed.
3 _____ in the bathtub. 4 _____ next to the
chair.

My mom's phone is on the dresser. Ben's keys are on the table.

3 Read and circle.

- 1 Where are **Mom** / **Mom's** keys?
2 My **cousins** / **cousin's** are riding their bikes.
3 **Emily** / **Emily's** bedroom is next to the bathroom.
4 **Joes** / **Joe's** clothes are in the closet.

I/We/They/You **want to** mail a letter. He/She **wants to** go to the park.

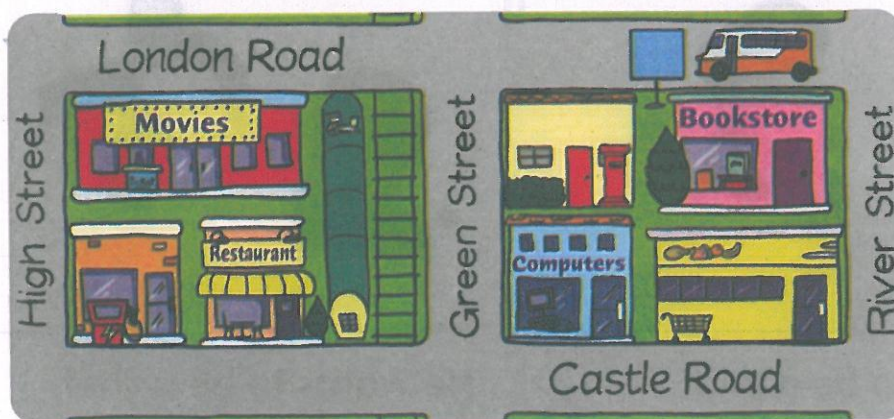
1 Read and circle.

- 1 I **want** / **wants** to buy a book.
- 2 My aunt and uncle **want** / **wants** to go to the computer store.
- 3 Julia **want** / **wants** to mail a letter.
- 4 He **want** / **wants** to eat.

Is there a post office near here? Yes, **there is**.

Is there a bank on Elm Street? No, **there isn't**.

2 Look and write.



- 1 A: Is there a bookstore on High Street?
B: _____
- 2 A: Is there a computer store on River Street?
B: _____
- 3 A: _____
a movie theater near the train station?
B: _____
- 4 A: Let's eat.
_____ a restaurant near here?
B: Yes, _____.

What **do** you **want to be**?

I **want to be** an actor.

What **does** he/she **want to be**?

He/She **wants to be** a doctor.

1 Look and write.

1



What does he want to be?

He _____.

2



What does she want to be?

She _____.

3



_____?

She wants to be a pilot.

4



_____?

He wants to be a chef.

5



_____?

He _____.

6



What do you want to be?

When **does** he/she **get up**?

He/She **gets up** at 6:00.

When **do** you/they **go to bed**?

I/They **go to bed** at 8:00.

When **does** the movie **start**?

It **starts** at 7:00.

1

Look and match. Then write the questions and answers.



1 When



2 When



do
does

they go to school?
she get up?
she go to bed?
he finish school?



3 When



4 When



1 _____ ?

2 _____ ?

3 _____ ?

4 _____ ?

How did I do?



Do you **like** fruit?

Yes, I **do**. I like apples and bananas.
No, I **don't**. I like cheese.

Do they **like** vegetables?

Yes, they **do**. They like carrots and potatoes.
No, they **don't**. They like fruit.

Does he/she **like** fruit?

Yes, he/she **does**. He/She likes pineapple and strawberries.
No, he/she **doesn't**. He/She likes yogurt.

1

Read and circle.

1 **Do / Does** she like chicken? No, she **don't / doesn't**.

She likes sandwiches.

2 **Do / Does** they like snacks? Yes, they **do / does**.

3 **Do / Does** she like cheese? Yes, she **do / does**.

4 **Do / Does** they like tomatoes? No, they **don't / doesn't**.

They like potatoes.

5 **Do / Does** you like strawberries? Yes, I **do / does**.

I love strawberries!

2

Look and write the questions and answers.

1 you

bananas



2 Emma

apples



3 Sue and Hugo

carrots



1 _____ you _____ bananas? _____

2 _____ she _____ apples? _____

3 _____ they _____ carrots? _____



Can a kangaroo jump? Yes, it **can**.

Can an elephant jump? No, it **can't**.

Can kangaroos jump? Yes, they **can**.

Can elephants jump? No, they **can't**.

1 Read. Circle T for true or F for false.

1 Cheetahs can run.

T F

2 A giraffe can fly.

T F

3 A polar bear can jump.

T F

4 An elephant can talk.

T F

5 Hippos can climb trees.

T F

6 Kangaroos can swim.

T F


2 Look at 1. Correct the false sentences. Use can't.

1 _____

2 _____

3 _____

4 _____



3 Write the questions. Use the words in the box. Then write the answers.

chase fly talk write

1 Can a cheetah _____ a zebra?

Yes, _____.

2 _____ a cheetah _____?

No, _____.

3 _____ cheetahs _____?

No, _____.

4 _____ cheetahs _____ their name?

No, _____.



What does he/she do in January?

He/She **always** has a New Year's party in January.

What do they do in the spring?

They **always** play basketball in the park.

Do you go on vacation in the winter?

No, I/we don't. I/We **never** go on vacation in the winter.

1 Read and circle. Answer about you.

1 Do you start school in September?

Yes / No. I **always** / **never** start school in September.

2 Does your father like to read books?

Yes / No. He **always** / **never** reads books.

3 Do you like to swim in the winter?

Yes / No. I **always** / **never** swim in the winter.

4 Does your family go on vacation in the fall?

Yes / No. We **always** / **never** go on vacation in the fall.

5 Does your mom celebrate her birthday in the spring?

Yes / No. She **always** / **never** celebrates her birthday in the spring.

2 Look at the calendar. Write **always** or **never**.

Anna: What does he do in January?

Bill: He ¹_____ celebrates New Year's Day.

Anna: Does he celebrate the New Year in February, too?

Bill: No. He ²_____ celebrates the New Year in February! That's silly.





just got **BIGGER!**

Big English 2nd edition builds on the firm foundations and big ideas of the first edition and brings exciting new features and components to help young learners progress and communicate confidently.

Three academic pillars prepare students for the challenges they will find in today's world:

- **CLIL** motivates students to explore and enquire, by integrating meaningful content from other areas.
- **21st century skills** empower students to get ahead in a changing world: collaborating, communicating, thinking critically and working creatively.
- **Assessment for Learning** develops the confidence students need to succeed in English and in life.

Think **BIG!** Dream **BIG!**

English.com/BigEnglish2



	CEFR	GSE	YLE
LEVEL 1	<A1	14-27	Starters
LEVEL 2	<A1/A1	17-33	Starters
LEVEL 3	A1/A2	20-37	Movers
LEVEL 4	A2/A2+	23-40	Movers
LEVEL 5	A2/B1	26-44	Flyers
LEVEL 6	A2+/B1	29-47	Flyers

ISBN 978-1-292-23325-3

