

*digi* ZABAN

Melanie Graham • Stanton Procter

with   
Online  
Practice

# English Time

Workbook




2nd Edition



Melanie Graham • Stanton Procter

# English Time

Workbook



OXFORD  
UNIVERSITY PRESS



Look and match.

1.



- I like apples.
- My name is Annie.
- I'm a boy.
- I can climb a tree.
- My last name is Lee.


2.



- My last name is Day.
- I'm a girl.
- My name is Ted.
- I can ride a bike.
- I like oranges.



**A. Your turn. Draw a picture of yourself and write.**



What's your first name?

---

---

---

What's your last name?

---

---

---


What's your telephone number?

---

---

---

**B. Your turn. What do you like? Draw and write.**



I like

---

---

---


---

---

---

---

**C. Your turn. What can you do? Draw and write.**



I can

---

---

---

---

---

---

---





How old are you?

I'm nine.

How old are you?

I'm ten.



**A. Look and match.**

1.



2.



3.



How old are you?

I'm seven.

I'm nine.

**B. Look and write.**

1.



2.



3.



4.



How old are you?

1.

I'm \_\_\_\_\_

2.

\_\_\_\_\_

3.


\_\_\_\_\_

4.

\_\_\_\_\_

**C. Your turn. Draw and write.**

How old are you?



\_\_\_\_\_



grandmother



grandfather



mother



father



brother



sister

### A. Look and circle.

1.



sister

mother

2.



grandfather

father

3.



mother

brother

4.



brother

sister

5.



grandfather

grandmother

6.



mother

father

### B. Unscramble and write.

1. tisesr

sister

2. bothrer

brother

3. herfat

father


4. thomer

mother

### C. Find and circle.



brdsisterpqlgrandmotherdwxfathermograndfatherjebrotherhpomother





## Practice Time

Who's he?

He's my father.



Who's she?


She's my sister.



### A. Look and check (✓) the correct box.



- ☒ Who's he?
- ☐ Who's she?
- ☐ He's my grandfather.
- ☐ She's my mother.



- ☐ Who's he?
- ☐ Who's she?
- ☐ He's my brother.
- ☐ She's my sister.

### B. Look and write.



Who's \_\_\_\_\_ ?

\_\_\_\_\_

\_\_\_\_\_

\_\_\_\_\_

\_\_\_\_\_

\_\_\_\_\_

\_\_\_\_\_

\_\_\_\_\_





jam



yellow



jet



yo-yo



jacket



yogurt

### A. Does it begin with j or y? Circle and write.

1.




jet

2.

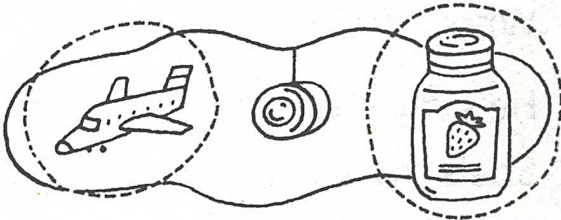


3.




### B. Which pictures begin with the same sound? Circle.


1.



2.



3.



4.



### C. Look and match.

1.



2.



3.



4.



j

y






Is today Monday?

No, it's Tuesday.

Yay! My birthday is on Wednesday!



### A. Look and match.



No, it's Tuesday.

Cool!

Is today Monday?

Yay! My birthday is on Wednesday!

### B. Look and write.



Is \_\_\_\_\_?



\_\_\_\_\_



Yay! \_\_\_\_\_



\_\_\_\_\_



read



talk



eat



write



sleep




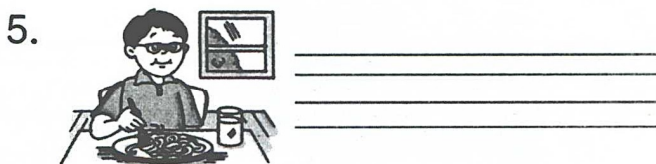

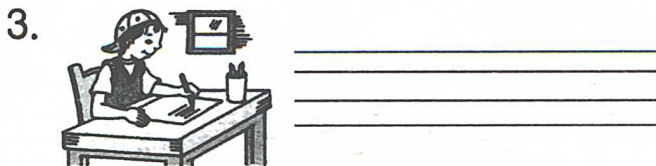

draw

### A. Look and circle.




- |                                      |                                       |  |                                     |                                       |                                      |
|--------------------------------------|---------------------------------------|--|-------------------------------------|---------------------------------------|--------------------------------------|
| 1. <div>eat<br/>talk<br/>sleep</div> | 2. <div>read<br/>write<br/>draw</div> | 3. <div>talk<br/>write<br/>sleep</div> | 4. <div>draw<br/>eat<br/>read</div> | 5. <div>draw<br/>talk<br/>write</div> | 6. <div>eat<br/>sleep<br/>draw</div> |
|--------------------------------------|---------------------------------------|--|-------------------------------------|---------------------------------------|--------------------------------------|

### B. Look and write.





I'm writing. I'm not reading.



She's sleeping. She isn't eating.



### A. Look and match.

1.



2.



3.



He's talking.  
He isn't writing.

I'm eating.  
I'm not sleeping.

She's reading.  
She isn't drawing.

### B. Look and write.

1.




---

---

---

---

---

---

---

2.




---

---

---


---

---

---

---

3.




---

---

---

---

---

---

---

4.




---

---

---

---

---

---

---



lamb



run



lemon



red





leg




rabbit

### A. Does it begin with l or r? Circle and write.





- 

l
r
- 

l
r
- 


l
r

### B. Which picture begins with a different sound? Write X.


- 
- 
- 
- 

### C. Which pictures begin with the letter? Circle.

r



l







This is for you.

Thanks.

You're welcome. Open it.

Happy birthday.

### A. Unscramble and match.

1. rue'yo meelcow. peno ti.

• This is for you.

2. knaths.

• Happy birthday.

3. sith si rfo uyo.

• Thanks.

4. pphya thardiby.

• You're welcome. Open it.

### B. Look and write.



1. This

2.

3.

4.



run



cry



shout



laugh









walk



sing

### A. Look and circle.

- |  |                       |   |                       |  |                      |
|--|-----------------------|---|-----------------------|--|----------------------|
| 1.  | cry<br>shout<br>run   | 2.   | shout<br>laugh<br>cry | 3.  | laugh<br>cry<br>sing |
| 4.  | walk<br>sing<br>laugh | 5.  | shout<br>run<br>walk  | 6.  | cry<br>laugh<br>sing |

### B. Look and write.



- |    |      |
|----|------|
| 1. | walk |
| 2. |      |
| 3. |      |
| 4. |      |
| 5. |      |
| 6. |      |



You're walking. You aren't crying.



They're crying. They aren't laughing.



We're running. We aren't walking.



### A. Look and circle.

1.



We're walking.  
We aren't running.

We're running.  
We aren't walking.

2.



They're crying.  
They aren't laughing.

They're laughing.  
They aren't crying.

3.



They're singing.  
They aren't shouting.

They're shouting.  
They aren't singing.

4.



You're singing.  
You aren't walking.


You're walking.  
You aren't singing.

### B. Look and write.


1.



2.



3.




1.

2.

3.



box



cat







duck


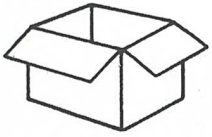




queen

### A. Match and write.

1.	-x	2.	q	3.	-ck	4.	c
   							
<div>du__</div> <div>bo__</div> <div>__ueen</div> <div>__at</div>							

### B. Circle and write.

1.	 <div>c</div> <div>q</div>	2.	 <div>-ck</div> <div>-x</div>
<div>_____</div> <div>_____</div> <div>_____</div>			
3.	 <div>-ck</div> <div>-x</div>	4.	 <div>c</div> <div>q</div>
<div>_____</div> <div>_____</div> <div>_____</div>			



### A. Look and match.

1.



How old are you? •

• No, it's Tuesday.

2.



Thanks. •

• I'm six.

3.



Is today Monday? •

• You're welcome.  
Open it.

### B. Find and circle.

1.



2.



3.



4.



p	q	r	s	l	e	e	p	n	l	t	s	n	r	e	a	d
s	e	r	m	v	w	w	a	l	k	a	g	m	a	r	d	p
a	p	p	s	i	s	t	r	u	n	b	r	o	s	i	n	g
h	s	h	o	u	t	t	h	s	p	c	w	r	i	t	e	n

5.



6.



7.



**A. Look and write.**

1.



Who's

2.



We're

3.



She's

**B. Circle and write.**

1.



r c l q

2.



j q c y

3.



q -ck -x r

4.



l r c q

5.



-ck j -x y

6.



j l r y

7.



q c l r

8.



j y r l





birthday



wedding



graduation





Mother's Day



Father's Day

### A. Match and write.



F \_ th \_ r's D \_ y


gr \_ d \_ ati \_ n

M \_ t \_ er's Da \_

b \_ rt \_ da \_

w \_ dd \_ ng

### B. Look and write.



\_\_\_\_\_

\_\_\_\_\_

\_\_\_\_\_



\_\_\_\_\_

\_\_\_\_\_


\_\_\_\_\_



\_\_\_\_\_

\_\_\_\_\_

\_\_\_\_\_



\_\_\_\_\_

\_\_\_\_\_

\_\_\_\_\_



Hello?



Hello. May I speak to Sam, please?

Sure. Hold on.



No problem.

### A. Circle and write.



1. \_\_\_\_\_  
Hold                  Hello                  Help
2. Hello. May I \_\_\_\_\_ to Sam, please?  
sing                  shout                  speak
3. \_\_\_\_\_ . Hold on.  
Sea                  Sure                  Soup
4. No \_\_\_\_\_  
problem                  pencil                  please

### B. Look and write.

1. \_\_\_\_\_  
Hello?
2. \_\_\_\_\_  
Annie, \_\_\_\_\_?
3. \_\_\_\_\_  
\_\_\_\_\_
4. \_\_\_\_\_  
\_\_\_\_\_



## Word Time



get dressed



eat breakfast



study English



watch TV



walk to school




take a shower

### A. Circle and write.



eat  
dressed  
get

get dressed



walk  
TV  
watch




walk  
to school  
write



take  
a shower  
talk



eat  
breakfast  
get



sing  
English  
study

### B. Unscramble and write.

1. dusty shEglin

2. tea krabstafe

3. teg sedrsde

4. whact VT


5. kate a howers

6. lawk of hocsol

What are you doing?

We're eating breakfast.

What's he doing?



He's walking to school.

### A. Look and match.

1.



What's she doing?  
She's watching TV.

2.



What are you doing?  
We're studying English.

3.



What's it doing?  
It's eating breakfast.

### B. Look and write.

1.




---

---

---

---

---

---

---

---

2.




---

---

---

---

---

---

---

---





May




paint



play



lake



cake



rain

### A. Match and write.


1. p \_ \_ nt
2. c \_ k \_
3. pl \_ \_
4. l \_ k \_
5. M \_ \_
6. r \_ \_ n

a\_e

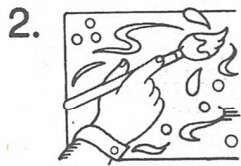
ai

ay

### B. Circle and write.



aik  
c  
ake




aint  
p  
aynt



ay  
pl  
ae

### C. Does it have long a? Look and circle.





Where are you from?



I'm from France.

Oh. You speak English very well.



Thank you very much.

### A. Circle and write.



1. Where are you ?

France from five

2. from France.

I'm I It's

3. Oh. You English very well.

sleep sick speak

4. Thank you very

meet much mother

### B. Unscramble and write.



1. from/Where/you/?/are



2. France/. /from/I'm



## Word Time

13 thirteen  
16 sixteen  
19 nineteen  
30 thirty

14 fourteen  
17 seventeen  
20 twenty  
40 forty

15 fifteen  
18 eighteen  
25 twenty-five  
50 fifty

### A. Look and circle.

1.  fifteen  
fourteen  
sixteen

2.  twenty  
seventeen  
nineteen

3.  twenty-five  
nineteen  
eighteen

### B. Count, match, and write.

1.  •

• 16

2.  •

• 20

3.  •

• 17

### C. Look and write.

1. 



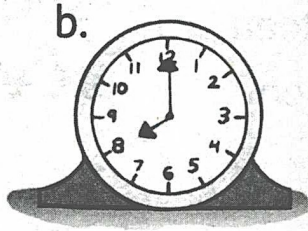

2. 

3. 



### A. Look and write the letter.

What time is it?




1. \_\_\_\_\_ It's one thirty-five.

2. \_\_\_\_\_ It's eleven fifty.


3. \_\_\_\_\_ It's eight o'clock.

4. \_\_\_\_\_ It's seven forty-five.


### B. Look and write.



What \_\_\_\_\_ ?



\_\_\_\_\_



\_\_\_\_\_

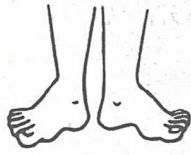




sleep



bee




feet



tea





read





meat




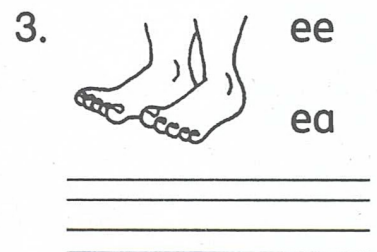


**A. Which picture has long e? Look and circle.**



**B. Which picture has a different long vowel sound? Write X.**



**C. Circle and write.**






Where do you live?



I live in Oakville.

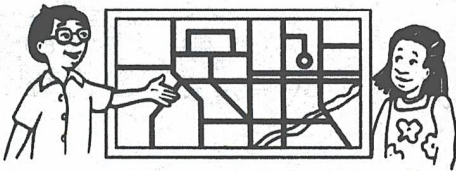
Oh, really? Me, too!



I like it. It's a nice place.

### A. Look and circle.

1.

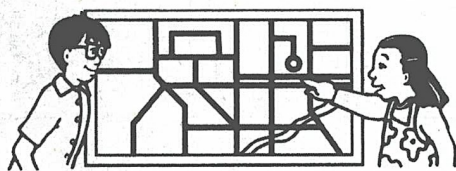


What do you live?

Where do you live?

Where does you live?

2.

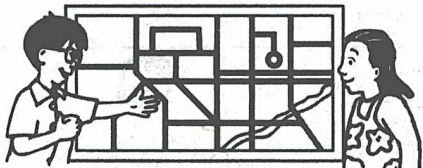


I live in Oakville.

It's alive in Oakville.

I live Oakville.

3.

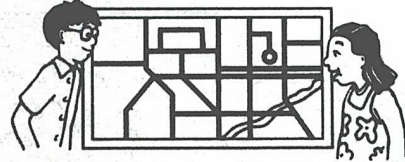


Really, Oh! Me, too.

Oh, really? Me, two.

Oh, really? Me, too.

4.



I like it. It's a nice place.

You like it. It's a nice play.

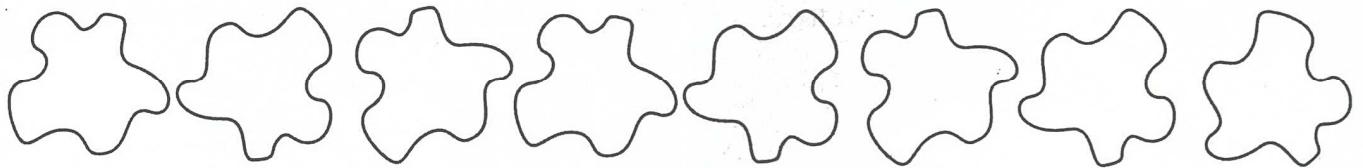
I like it. It's a nine place.

### B. Your turn. Draw and write.

Where do you live?







yellow

blue

orange

green

red


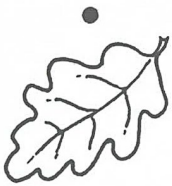
black

white

brown

### A. Read and match. Then color.

1. yellow
2. red
3. green
4. brown
5. blue
6. white



### B. Unscramble and write. Then color.

1. nereg
2. erd
3. lewoyl
4. hetwi

green

\_\_\_\_\_

\_\_\_\_\_

\_\_\_\_\_

5. uleb
6. klabc
7. argneo
8. wornb

\_\_\_\_\_

\_\_\_\_\_

\_\_\_\_\_

\_\_\_\_\_

This is yellow.



That's a green tree.



These are red flowers.



Those are black.



**A. Look and check (✓) the correct box. Then color.**

1.



☐

This is red.

☐

Those are red.

2.



☐

Those are green trees.

☐

That's a green tree.

3.



☐

These are black birds.

☐

This is a black bird.

4.


☐

That's an orange flower.

☐

Those are orange flowers.

**B. Color and write.**

1.



This is a butterfly.

2.



3.

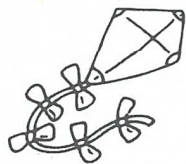


4.





## Phonics Time



kite



bike



five



night

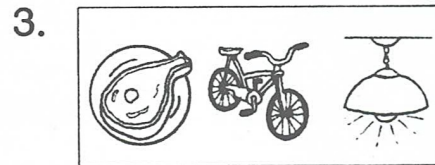




light



tight

### A. Which pictures have long i? Circle.



### B. Match and write.

1. n \_ \_ t

2. k \_ t \_


3. f \_ v \_

4. l \_ \_ t

i \_ e

igh

### C. Circle and count the long i words.



How many long i words? \_\_\_\_\_

**A. Circle the mistakes. Then rewrite.**

1. (may) (i) speak (to) (Sam), please.

May I speak to Sam, please?

2. where Do you Live.

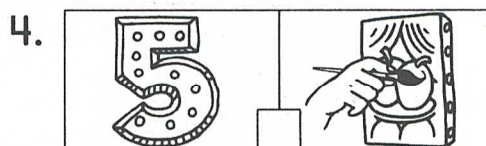

3. thank You Very much?

4. Oh, Really! Me, too?

5. sure? hold On?

6. where are You from!

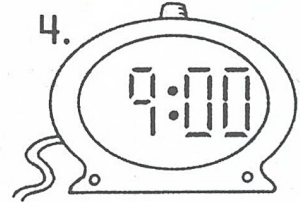
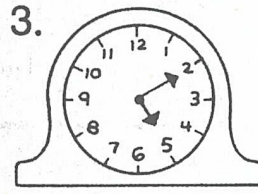


**B. Do they both have the same long vowel sound? Write ✓ or X.**





**A. Read and write.**

What time is it?



1. It's \_\_\_\_\_

2. \_\_\_\_\_

3. \_\_\_\_\_

4. \_\_\_\_\_

**B. Read and write.**



What are they doing?

\_\_\_\_\_



She's eating breakfast.

\_\_\_\_\_

**C. Color and write.**




\_\_\_\_\_



\_\_\_\_\_



measure



centimeters



high




long



wide

**A. Unscramble and write.**

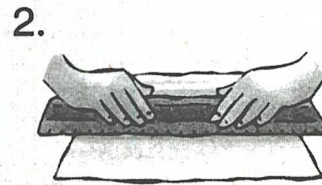


eeetcrsintm

\_\_\_\_\_

\_\_\_\_\_

\_\_\_\_\_




rmuaees

\_\_\_\_\_

\_\_\_\_\_

\_\_\_\_\_

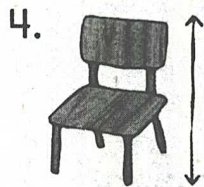


ediw

\_\_\_\_\_

\_\_\_\_\_

\_\_\_\_\_



gihh

\_\_\_\_\_

\_\_\_\_\_

\_\_\_\_\_

5. nlgo




\_\_\_\_\_

\_\_\_\_\_

\_\_\_\_\_

**B. Read the questions. Write the answers.**

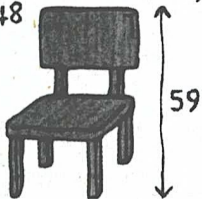


1. How wide is the picture?

\_\_\_\_\_

\_\_\_\_\_

\_\_\_\_\_

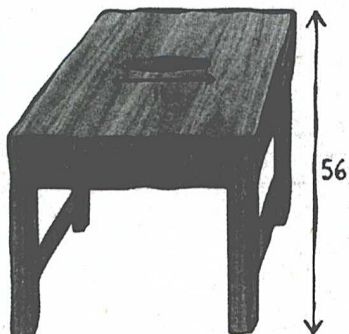


2. How high is the chair?

\_\_\_\_\_

\_\_\_\_\_

\_\_\_\_\_



3. How high is the desk?

\_\_\_\_\_

\_\_\_\_\_

\_\_\_\_\_

4. How long is the pen?

\_\_\_\_\_

\_\_\_\_\_

\_\_\_\_\_





What color is it?



It's black.



Black is my favorite color.



Black is nice, but I like blue.

### A. Circle and write.



1. \_\_\_\_\_ color is it?

What

Where

What's

2. \_\_\_\_\_ black.

It

Its

It's

3. \_\_\_\_\_ Black is my favorite

carrot

color

crayon

4. \_\_\_\_\_ Black is \_\_\_\_\_ but I like blue.


not


nine


nice




### B. Color and write.

1.  \_\_\_\_\_ What color is it?  
\_\_\_\_\_ It's \_\_\_\_\_.

2.  \_\_\_\_\_  
\_\_\_\_\_  
\_\_\_\_\_  
\_\_\_\_\_

3.  \_\_\_\_\_  
\_\_\_\_\_  
\_\_\_\_\_  
\_\_\_\_\_

4.  \_\_\_\_\_  
\_\_\_\_\_  
\_\_\_\_\_  
\_\_\_\_\_




socks



jeans



shoes



shirts


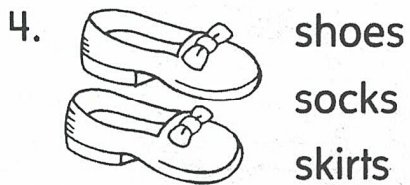



skirts

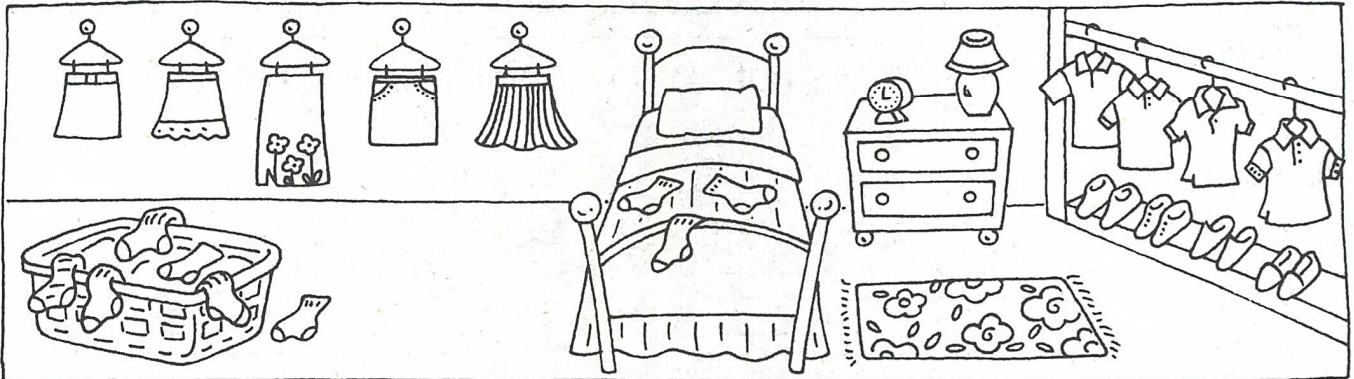


shorts

**A. Look and circle.**



**B. Read and write.**



1. How many socks?

\_\_\_\_\_  
\_\_\_\_\_  
\_\_\_\_\_

2. How many shirts?

\_\_\_\_\_  
\_\_\_\_\_  
\_\_\_\_\_

3. How many shoes?

\_\_\_\_\_  
\_\_\_\_\_  
\_\_\_\_\_

4. How many skirts?

\_\_\_\_\_  
\_\_\_\_\_  
\_\_\_\_\_

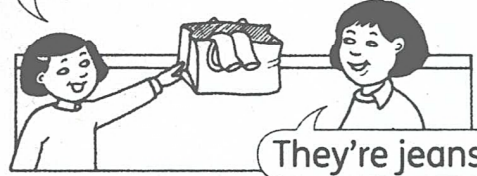


What are these?



They're socks.

What are those?



They're jeans.

### A. Look and circle.

1.



What are these?  
those?

They're shoes.

2.



What are these?  
those?

They're shirts.

3.



What are these?  
those?

They're socks.

4.

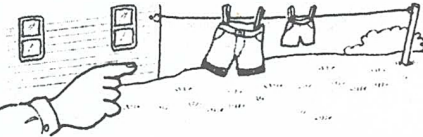


What are these?  
those?

They're jeans.


### B. Look and write.

1.




What \_\_\_\_\_?

2.



\_\_\_\_\_

3.



\_\_\_\_\_

4.



\_\_\_\_\_



coat




snow



note



boat





window



home

**A. Match and write.**







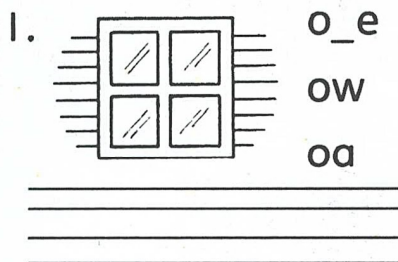
b \_ \_ t

h \_ m \_

c \_ \_ t

wind \_ \_

**B. Circle and write.**



**C. Circle and count the long o words.**

boat note slow green name  
window home kite coat  
goat snow yellow nine

How many long o words?





Oh, no! What a mess!



Yeah, you're right.

Let's clean up.



Okay. Let's get the broom.

### A. Look and circle.

1.



Oh, no! Where is the mess!

Oh, no! What a mess!

2.



Yeah, you're right.

Yeah, you're write.


3.



Let's clean up?

Let's clean up.

4.



Okay. Let's get the blue.

Okay. Let's get the broom.

### B. Complete the conversation.

A. O<sub>1</sub> h<sub>2</sub> ,<sub>3</sub> n<sub>4</sub> o<sub>5</sub> !<sub>6</sub> 7<sub>8</sub> 9<sub>10</sub> 11 m<sub>12</sub> e<sub>13</sub> s<sub>14</sub> s<sub>15</sub> !<sub>16</sub>

B. 1<sub>2</sub> 3<sub>4</sub> 5<sub>6</sub> y<sub>7</sub> o<sub>8</sub> '<sub>9</sub> r<sub>10</sub> e<sub>11</sub> 12<sub>13</sub> 14<sub>15</sub> 16<sub>17</sub>

C. L<sub>1</sub> e<sub>2</sub> t<sub>3</sub> '<sub>4</sub> s<sub>5</sub> 6<sub>7</sub> 8<sub>9</sub> 10<sub>11</sub> 12<sub>13</sub>

D. 1<sub>2</sub> 3<sub>4</sub> 5<sub>6</sub> 7<sub>8</sub> 9<sub>10</sub> g<sub>11</sub> e<sub>12</sub> t<sub>13</sub> 14<sub>15</sub> 16<sub>17</sub> 18<sub>19</sub> 20<sub>21</sub> 22

### Solve the puzzle.

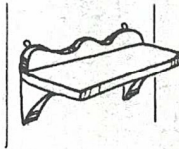
I<sub>BI3</sub> 7<sub>C7</sub> BI3 D2 AI3 E<sub>C9</sub> A4 BI4 C7 BI3 C5 A8 I<sub>BI4</sub> BI3 D2I BI1 CI3



chair



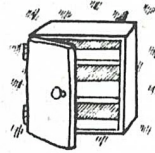
table




shelf



computer

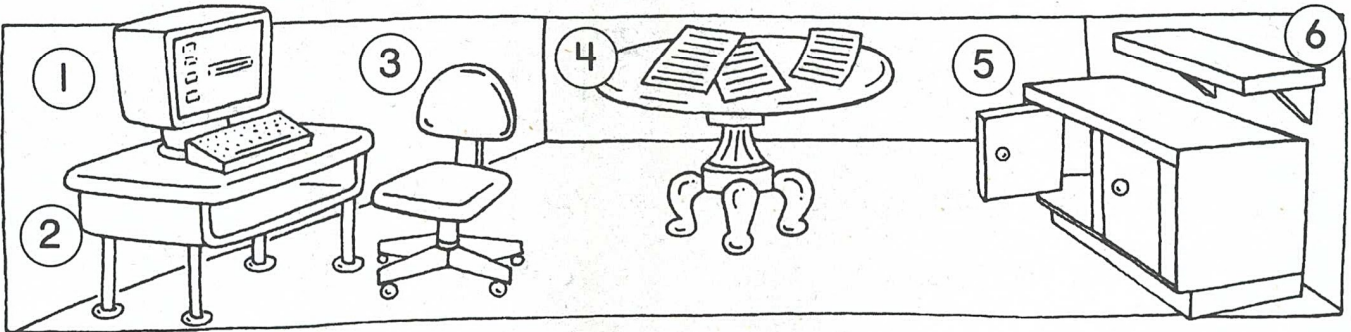


cupboard




desk

**A. Look and circle.**

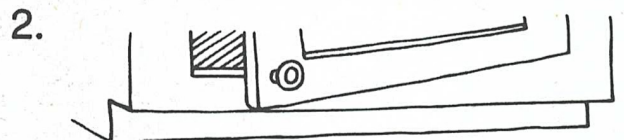


- |                                  |                           |                                  |                           |                                  |                           |
|----------------------------------|---------------------------|----------------------------------|---------------------------|----------------------------------|---------------------------|
| 1. computer<br>shelf<br>cupboard | 2. table<br>chair<br>desk | 3. cupboard<br>computer<br>chair | 4. shelf<br>desk<br>table | 5. cupboard<br>computer<br>chair | 6. table<br>shelf<br>desk |
|----------------------------------|---------------------------|----------------------------------|---------------------------|----------------------------------|---------------------------|

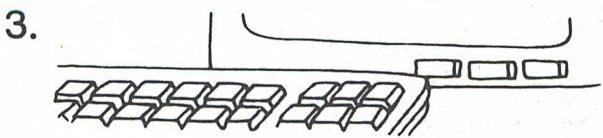
**B. Look and write.**




It's a \_\_\_\_\_



\_\_\_\_\_



\_\_\_\_\_




\_\_\_\_\_



Where's the computer?

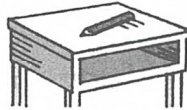


Where are the books?



### A. Look and circle.

1. Where's the pencil?



It's under the desk.  
It's on the desk.

2. Where are the bananas?



They're in the table.  
They're on the table.

3. Where's the shelf?



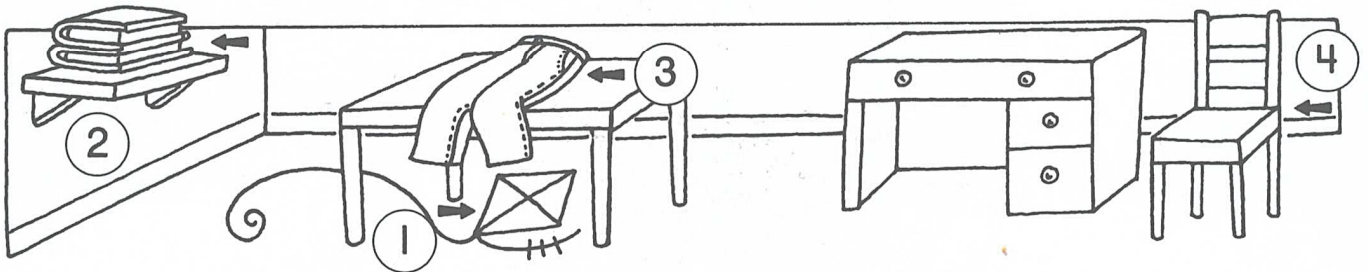
It's next to the computer.  
It's on the computer.

4. Where are the books?



They're on the chair.  
They're under the chair.

### B. Look and write.



1. Where's the kite?

2.

3.

4.



Sue



flute



glue



June

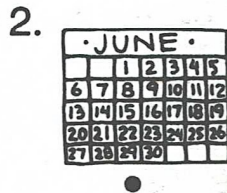


blue



tube

### A. Match and write.





bl\_\_

fl\_\_t\_\_

s\_\_

j\_\_n\_\_

### B. Does it have long u? Write ✓ or X.



### C. Read and match.

1. sleep

2. coat

3. cake

4. glue

5. bike

long a

long e

long i

long o

long u





Uh-oh!



What's wrong?

We're late. Please hurry!



Oh...I can't decide.

**A. Look and circle.**



1. Uh-oh!  
Okay!
2. What's wrong?  
Who's wrong?
3. Where late. Pencil hurry!  
We're late. Please hurry!
4. Oh...I can't decide?  
Oh...I can't decide.

**B. Unscramble and write.**

1. ho-hu!

---

---

---

2. shatw' rowgn?

---

---

---

3. re'ew teal. elaspe yhurr!

---

---

---

4. ho...i tac'n ceedid.

---

---

---



juice



coca pop



chips



popcorn




candy


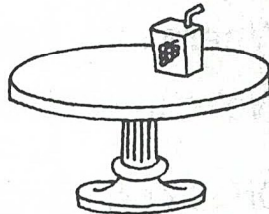



ice cream

**A. Look and circle.**



**B. Read and write.**



1. Where's the \_\_\_\_\_?

It's on the table.

2. \_\_\_\_\_

It's under the table.



3. \_\_\_\_\_

It's in the cupboard.

4. \_\_\_\_\_

It's next to the computer.

**C. Your turn. Draw and write.**



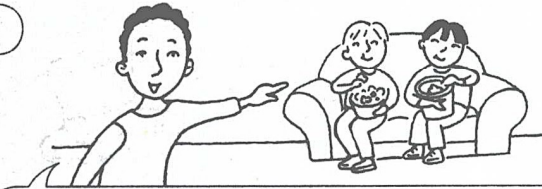
I like \_\_\_\_\_

I don't like \_\_\_\_\_



## Practice Time

I have candy. I don't have popcorn.



They have popcorn. They don't have candy.

### A. Look and match.

1.



2.



3.



You have ice cream.  
You don't have popcorn.

We have soda pop.  
We don't have juice.

They have chips.  
They don't have candy.

### B. Look and write.

1.




---

---

---

---

2.




---

---

---

---

3.




---

---

---

---




man




sad



hat



game



day



pain

### A. Which picture has short a? Circle and write.

1.




---

---

---

2.




---

---

---

3.




---

---

---

### B. Which picture has long a? Circle and write.

1.




---

---

---

2.




---

---

---

3.




---

---

---

### C. Circle the short a words.

1.

pan  
bat  
way

2.

back  
sack  
game

3.

May  
Dan  
mad

4.

fat  
lake  
fan

### D. Circle the long a words.

1.

game  
sad  
paint

2.

man  
same  
rain

3.

take  
van  
pain

4.



bake  
ran  
rain



### A. Read and match.


- |                                 |                                 |
|---------------------------------|---------------------------------|
| 1. What color is it? •          | • Let's clean up.               |
| 2. Uh-oh! •                     | • It's blue.                    |
| 3. What a mess! •               | • Blue is nice, but I like red. |
| 4. Blue is my favorite color. • | • What's wrong?                 |

### B. What's missing in B? Look and write.



SOCKS			

**A. Look and write.**



What are those?



What




Where's



Where

**B. Look and write.**



long o

long u

short a

long a

\_\_\_\_\_

\_\_\_\_\_

\_\_\_\_\_

\_\_\_\_\_

\_\_\_\_\_

\_\_\_\_\_

\_\_\_\_\_

\_\_\_\_\_

\_\_\_\_\_

\_\_\_\_\_

\_\_\_\_\_

\_\_\_\_\_

\_\_\_\_\_

\_\_\_\_\_

\_\_\_\_\_

\_\_\_\_\_

\_\_\_\_\_

\_\_\_\_\_

\_\_\_\_\_

\_\_\_\_\_






sharing



helping



taking turns



cleaning up



being polite

**A. Write the letter.**

a.



b.



c.



d.



e.



1. taking turns \_\_\_\_\_

2. helping \_\_\_\_\_

3. sharing \_\_\_\_\_

4. being polite \_\_\_\_\_

5. cleaning up \_\_\_\_\_

**B. Look and write.**

1.



He's being \_\_\_\_\_

2.



She's \_\_\_\_\_

3.



They're \_\_\_\_\_

4.



\_\_\_\_\_

5.



\_\_\_\_\_



Hey! That's mine!



No, it isn't. It's mine.

Oops! Sorry.



That's okay.

### A. Read and circle.



1. Hey! That's a nine.  
Hey! That's mine!

2. Yes, it is. It's mine.  
No, it isn't. It's mine.



3. Oops! Sorry.  
Ouch! Sorry.

### B. Unscramble and write.

1. !/Hey/mine/!/That's

---

---

---

2. isn't/,/it/No/./mine/It's/.

---

---

---

3. !/./Sorry/Oops

---

---

---

4. okay/./That's

---

---

---





cold



sore throat



stomachache



rash



cough



fever

### A. Look and check (✓) the correct box.



- ☐ stomachache  
☐ fever  
☒ sore throat



- ☐ rash  
☐ cold  
☐ cough



- ☐ cough  
☐ fever  
☐ rash



- ☐ sore throat  
☐ stomachache  
☐ fever




- ☐ fever  
☐ rash  
☐ cough



- ☐ cold  
☐ rash  
☐ fever

### B. Look and write.



1. \_\_\_\_\_  
\_\_\_\_\_
3. \_\_\_\_\_  
\_\_\_\_\_
5. \_\_\_\_\_  
\_\_\_\_\_

2. \_\_\_\_\_  
\_\_\_\_\_
4. \_\_\_\_\_  
\_\_\_\_\_
6. \_\_\_\_\_  
\_\_\_\_\_



### A. Look and write the number.

1.



2.



3.



- ☐ He has a cough. He doesn't have a sore throat.
- ☐ He has a stomachache. He doesn't have a fever.
- ☐ She has a sore throat. She doesn't have a rash.

### B. Look and write.

1.




---

---

---

---

---

---

2.




---

---

---

---

---

---





pen



bed



desk



seal


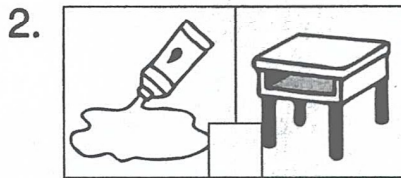



green


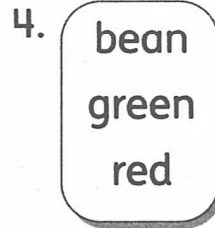
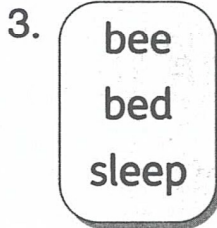
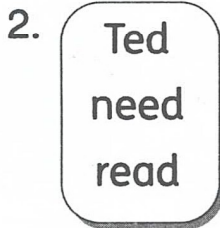


eat


**A.** Do they both have the same vowel sound? Write ✓ or X.



**B.** Circle the short e word.



**C.** Which pictures have long e? Circle.



**D.** Circle the words with the same vowel sound.

1. **bed** → read      red      Ted      seed
2. **eat** → net      meat      vet      seat
3. **bee** → tea      pen      see      ten



Ms. Lee, may I use the bathroom?

Where is it?

It's over there.



Of course.

I see it. Thanks.



### A. Read and connect.

1. May course there
2. Of I it . Thanks ?
3. Where over . ?
4. It's see use . bathroom .
5. I is it the

### B. Look and write.



1. May ?
2. \_\_\_\_\_
3. \_\_\_\_\_
4. \_\_\_\_\_
5. \_\_\_\_\_



## Word Time



glue




scissors



tape



paint



paper



crayons

### A. Write the words.

A. p a p e r

C.    a      

E.             o      


B.       s            

D.       n      


F.       u      

Write and draw the mystery word.

p                     



### B. Look and write.



He has \_\_\_\_\_



\_\_\_\_\_



\_\_\_\_\_



\_\_\_\_\_

Does she have glue?



Does he have scissors?



### A. Read and check (✓) the correct box.

1. Does he have paper?



- ☐ Yes, he does.
- ☐ No, he doesn't.  
He has scissors.

2. Does she have glue?



- ☐ Yes, she does.
- ☐ No, she doesn't.  
She has crayons.

3. Does he have tape?



- ☐ Yes, he does.
- ☐ No, he doesn't.  
He has paper.

4. Does she have crayons?



- ☐ Yes, she does.
- ☐ No, she doesn't.  
She has paint.

### B. Look and write.

1.



Does \_\_\_\_\_ paper?

2.



\_\_\_\_\_ scissors?





sick



fish




six



nine



bike





right


### A. Circle the words with the same vowel sound.

1. **six** —————> mix                  fix                  kite                  bite
2. **bike** —————> kick                  pick                  Mike                  like
3. **right** —————> light                  sit                  night                  hit

### B. Which picture has a different vowel sound? Write X.



### C. Circle the words you can read.



How many words can you read?



Pass the cake, please.

Which one?

The chocolate cake.

Here. Help yourself.

Thanks.

### A. Read and circle.



- |            |           |           |          |
|------------|-----------|-----------|----------|
| 1. Pass    | the       | cold      | problem. |
| Play       | them      | cake,     | please.  |
| 2. Why     | one?      |           |          |
| Which      | run?      |           |          |
| 3. These   | chicken   | cake.     |          |
| The        | chocolate | carrot.   |          |
| 4. Hi.     | Help      | yourself. |          |
| Here.      | Hello     | yellow.   |          |
| 5. Thanks. |           |           |          |
| Thirsty.   |           |           |          |


### B. Look and write.



Pass



cake.



Here.







cheese



fruit




chicken



rice



salad



bread

### A. Find and write.

	1	2	3
A			
B			
C			

1.

A1

rice

2.

C2

3.

B1

4.

A2

5.

C3

6.

B3


### B. Your turn. Read and write.



1. Do you like fruit?



2. Do you like \_\_\_\_\_?



3. Do you like \_\_\_\_\_?



4. Do you like \_\_\_\_\_?

She likes salad.  
She doesn't like chicken.



It likes bread.  
It doesn't like cheese.



### A. Look and match.

1.




• He likes rice. He doesn't like cheese.

2.



• It likes chicken. It doesn't like salad.


3.




• She likes fruit. She doesn't like bread.

### B. Look and write.

1.



2.



3.



4.





## Phonics Time



pot




sock



hop



rope




toast



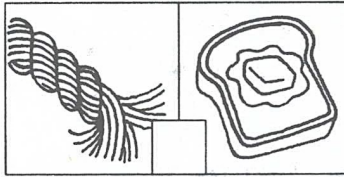
elbow

**A.** Do they both have the same vowel sound? Write ✓ or X.


1.



2.




3.




**B.** Which picture has a different vowel sound? Write X.

1.




2.



3.



**C.** Does it have short o or long o? Look and write.



**short o**

**long o**

sock

\_\_\_\_\_

\_\_\_\_\_

\_\_\_\_\_

\_\_\_\_\_

\_\_\_\_\_

\_\_\_\_\_

\_\_\_\_\_

\_\_\_\_\_

\_\_\_\_\_

\_\_\_\_\_


\_\_\_\_\_

\_\_\_\_\_

\_\_\_\_\_

\_\_\_\_\_

**A. Read and circle ✓ or X.**



Where's the bathroom?  
It's over there.

✓	X
---	---



Hey! That's mine.  
No, it isn't. It's mine.

✓	X
---	---



Here. Help yourself.  
Thanks.

✓	X
---	---

**B. Which word does not belong? Write X.**

1. 

salad  
glue  
tape

2. 

paint  
rash  
fever

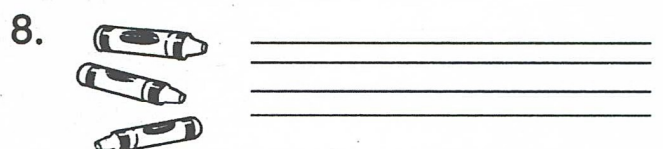
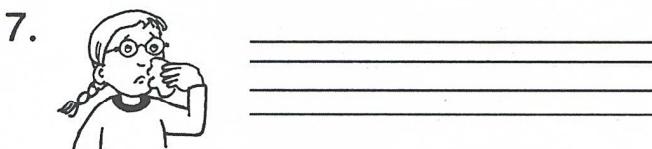

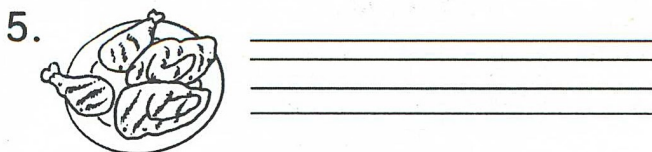
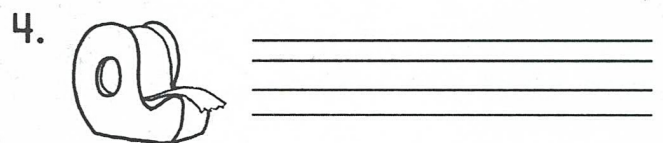

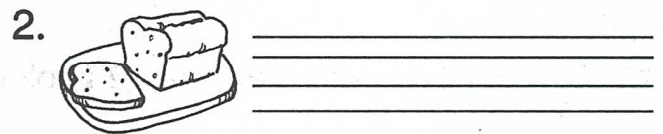
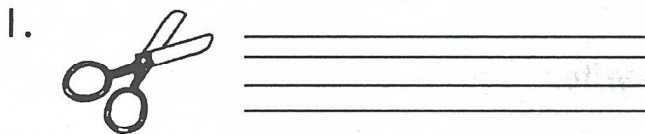
3. 

rice  
cheese  
crayons


4. 

cold  
sore throat  
chicken

**C. Look and write.**





**A. Read and write.**

1. He

2. Does

?

Yes,

3. It

**B. Which words have short e, short i, or short o? Read and circle.****short e**

egg  
cheese  
bed

**short i**

sick  
time  
six

**short o**

toast  
hop  
pot

**C. Which words have long e, long i, or long o? Read and circle.****long e**

next  
meat  
tea

**long i**

like  
it  
light

**long o**

rope  
boat  
sock




shapes



circle



square

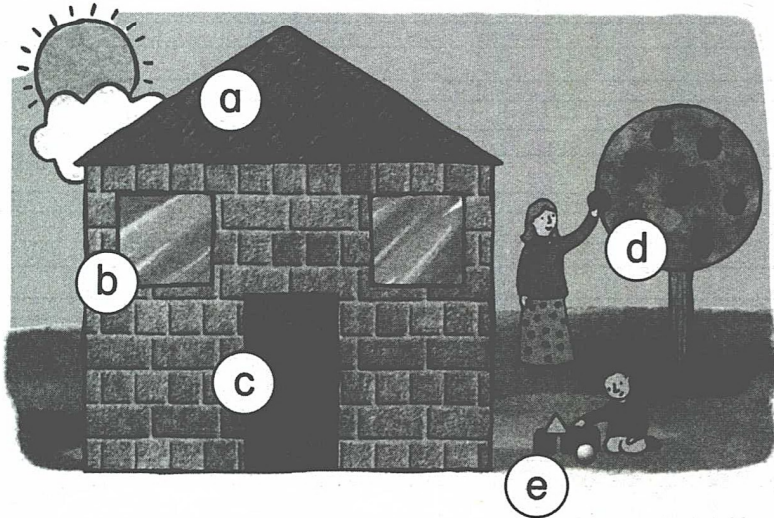


triangle



rectangle

**A. Write the letter.**



1. shapes \_\_\_\_\_

2. rectangle \_\_\_\_\_

3. circle \_\_\_\_\_

4. square \_\_\_\_\_

5. triangle \_\_\_\_\_

**B. Look and write.**

1.



What shape is it?

It's a \_\_\_\_\_

2.



\_\_\_\_\_ shape is it?

\_\_\_\_\_


3.



\_\_\_\_\_ is it?

\_\_\_\_\_

4.



\_\_\_\_\_?

\_\_\_\_\_



**A. Read and connect.**

- |                             |                      |                                    |
|-----------------------------|----------------------|------------------------------------|
| 1. Pass the cake, please. • | • Happy birthday. •  | • The chocolate cake.              |
| 2. Where are you from? •    | • It's blue. •       | • Oh. You speak English very well. |
| 3. This is for you. •       | • Which one? •       | • Thanks.                          |
| 4. What color is it? •      | • What's wrong? •    | • Blue is nice, but I like red.    |
| 5. Uh-oh. •                 | • I'm from France. • | • We're late. Please hurry!        |


**B. Read and connect.**

- |                           |                               |                                     |
|---------------------------|-------------------------------|-------------------------------------|
| 1. Hey! That's mine! •    | • I'm ten. How old are you? • | • Oops! Sorry.                      |
| 2. How old are you? •     | • No, it's Tuesday. •         | • I'm six.                          |
| 3. Where do you live? •   | • Yeah, you're right. •       | • Oh, really? Me, too.              |
| 4. Is today Monday? •     | • No, it isn't. It's mine. •  | • Let's clean up.                   |
| 5. Oh, no! What a mess! • | • I live in Oakville. •       | • Yay! My birthday is on Wednesday! |



## Word Time Review

Look and write. Then color.



Family	Clothes	Food	Actions
mother	socks	soda pop	watch TV



**A. Read and match.**


- |                        |                           |
|------------------------|---------------------------|
| 1. Who's he? •         | • That's a red flower.    |
| 2. We're shouting. •   | • He's my grandfather.    |
| 3. What's she doing? • | • It's three forty-five.  |
| 4. That's red. •       | • I'm not sleeping.       |
| 5. What time is it? •  | • We aren't walking.      |
| 6. I'm drawing. •      | • She's studying English. |

**B. Read and match.**

- |                           |                                  |
|---------------------------|----------------------------------|
| 1. Does she have glue? •  | • They don't have juice.         |
| 2. What are those? •      | • It doesn't like salad.         |
| 3. It likes cheese. •     | • He doesn't have a cold.        |
| 4. Where are the books? • | • No, she doesn't. She has tape. |
| 5. He has a rash. •       | • They're skirts.                |
| 6. They have candy. •     | • They're under the desk.        |



**A. Look and match.**



**B. Read and circle.**

1. **short a**  
cake sad man hat

2. **long a**  
paint cat lake play

3. **short e**  
bed feet pen desk

4. **long e**  
sea bee meat ten

5. **short i**  
sick six big night

6. **long i**  
sit bike light time

7. **short o**  
elbow pot sock hop

8. **long o**  
home rock snow coat

9. **short u**  
sun Sue run bus

10. **long u**  
blue June up glue



## Word List

**A**

aren't page 11

**B**

bathroom	53
bed	52
bee	23
being polite	45
bike	27
birthday	5
black	25
blue	25
boat	34
box	12
bread	55
breakfast	17
broom	35
brother	2
brown	25
but	31

**C**

cake	19
candy	40
cap	44
cat	12
centimeters	30
chair	36
cheese	55
chicken	55
chips	40
chocolate	54
circle	60
clean up	35
cleaning up	45
coat	34
cold	47
come here	vi
computer	36
cool	5
cough	47
count	vii
crayons	54
cry	10

crying	11
cupboard	36

**D**

day	42
decide	39
desk	36
does	52
doesn't	48
draw	6
drawing	7
duck	12

**E**

eat	6
eat breakfast	17
eating	7
eating breakfast	18
eighteen	21
elbow	57
English	17

**F**

father	2
Father's Day	15
favorite	31
feet	23
fever	47
fifteen	21
fifty	21
fish	53
five	27
flute	38
for	9
forty	21
fourteen	21
France	20
from	20
fruit	55

**G**

game	44
get	35
get dressed	17

getting dressed	18
glue	40
graduation	15
grandfather	2
grandmother	2
green	25

**H**

happy birthday	9
has	48
have	41
help	54
helping	45
here	53
high	30
hold on	16
home	34
hop	57
how old	1

**I**

ice cream	40
in	24

**J**

jacket	4
jam	4
jeans	32
jet	4
juice	40
June	38

**K**

kite	27
------	----

**L**

lake	19
lamb	8
late	39
laugh	10
laughing	11
leg	8
lemon	8

let's	35
light	27
likes	56
live	24
long	30
look at the board	vi

**M**

man	42
May	19
measure	30
meat	23
mess	35
mine	46
Monday	5
mother	2
Mother's Day	15
much	20

**N**

next to	37
nice	24
night	27
nine	53
nineteen	21
no problem	16
note	34

**O**

o'clock	22
of course	50
oh	20
Oh, no!	35
on	37
on Wednesday	5
open	9
orange	25
over there	50

**P**

pain	42
paint	19
paper	51



pass	54
pay attention	vii
pen	49
place	24
play	19
popcorn	40
pot	57

## Q

queen	12
-------	----

## R

rabbit	8
rain	19
raise your hand	vi
rash	47
read	6
reading	7
rectangle	60
really	24
red	8
rice	55
right	53
rope	57
run	8
running	11

## S

sad	42
salad	55
Sam	16
school	17
scissors	51
seal	49
see	1
seventeen	21
shapes	60
sharing	45
shelf	36
shirts	32
shoes	32
shorts	32
shout	10
shouting	11
shower	17

sick	53
sing	10
singing	11
sister	2
six	1
sixteen	21
skirts	32
sleep	6
sleeping	7
snow	34
sock	57
socks	32
coca pop	40
sore throat	47
speak	16
spell the word	vi
square	60
stomachache	47
stop talking	vii
study English	17
studying English	18
Sue	38
sure	16

## T

table	36
take a break	vii
take a shower	17
taking a shower	18
taking turns	45
talk	6
talking	7
tape	51
ten	1
thanks	9
that's mine	46
that's okay	46
there	50
these	26
they	11
they're	11
thirteen	21
thirty	21
those	26
tight	27
time	22

toast	57
today	5
too	24
triangle	60
tube	38
Tuesday	5
TV	17
twenty	21
twenty-five	21

## U

under	37
use the bathroom	50

## V

very	20
------	----

## W

walk	10
walking	11
walk to school	17
walking to school	18
watch TV	17
watching TV	18
we	11
wedding	15
Wednesday	5
well	20
we're	11
what	31
what a mess	35
what color	31
what time	22
where	20
where's	37
which one	54
white	25
who's	3
wide	30
window	34
word	vi
write	6
writing	7

## Y

yellow	4
yes	52
yogurt	4
you're right	35
yourself	54
yo-yo	4



now with **NEW** illustrations

# English Time

2  
2nd Edition

The **NEW** edition of the bestselling six-level primary English course!





**English Time** is packed with fun, communicative activities that develop students' speaking, listening, reading, and writing skills.

- Vocabulary is introduced through large, interactive illustrations and captivating stories.
- Grammar is presented clearly and practiced smoothly in 'Practice Time'.
- Multiple Intelligence strategies appeal to students of all learning styles.
- Lively songs keep children practicing English outside the classroom.
- **NEW** Cross-curricular and 'Project Time' pages link English to other school subjects.

Use *English Time* on its own or combine it with *Magic Time* to create an engaging eight-level course.

Oxford › making  sense

- **Student Book** with **Student Audio CD** of conversations, vocabulary, grammar, songs, and phonics.
- **Workbook**
- **Workbook** with **Online Practice**
- **Teacher's Book** with  **Test Center**  and **Online Practice**
- **Class Audio CDs**
- **Wall Charts**
- **Picture Cards**
- **Oxford iTools**  
Digital Classroom Resources